




SCALING NEW HEIGHTS OF LOVE & SERVICE

ANNUAL REPORT 2022-23



EDITORIAL TEAM



Fr. Neelam Ratna Kumar, SDB
Chief Editor

TEAM

Fr. Putti Thambi Joseph, SDB

Fr. Nali Anthaiah, SDB

Mr. Dondapati Ramesh

Published by

Navajeevan Bala Bhavan Society, Vijayawada
April 2023

Address

DON BOSCO NAVAJEEVAN BALA BHAVAN

24-3-35, Bavajipet 1st Lane
Andhra Ratna Road
VIJAYAWADA, Andhra Pradesh



+91 8332875728 (Mobile)

+91 866 - 2431221 / 2439913 (Office - Landline)



navajeevanvja@navajeevan.in
ratnaneelam@gmail.com



www.njbb.org

IN MEMORY OF

LATE REV. FR. CHINNAPPA THOMAS, SDB (1937-2015)

* 50 Years of *YaR* Ministry - INH, the Pioneer

Commemorating the RESCUE of First Street Involved Orphan and Physically Challenged Boy **Gopala Krishnan** by **Rev. Fr. Thomas Chinnappa SDB** from Guntur Railway Station on 22-12-1972

A promise to accompany
the Young at Risk
as the journey
continues...



Thanks to all the
Successive Visionary and
Committed
Salesians and Collaborators

SALESIAN PROVINCE OF ST. JOSEPH, HYDERABAD

THE UNSUNG HERO OF YAR MINISTRY, INDIA

Salesian Province of St. Joseph, Hyderabad recalls proudly the memorable initiative of Rev. Fr. Thomas Chinnappa who undoubtedly paved the way for the most successful ministry for the young at risk in India. The mandate of Don Bosco 'to love the young and to make them feel that they are loved' urged this great human being, Fr. Thomas Chinnappa, to reach out to children who suffered deprivation in all its forms. He dared to be different, he thought out of the box, he moved to those on the peripheries

and was creatively courageous to establish maiden and unique institutions for the care and protection of the young - a home for the physically challenged, a half way home (modern after care homes) and an ashram to promote spirituality among the young.

INH province commemorates 50th anniversary of the RESCUE of first street involved orphan and physically challenged boy Gopala Krishnan by Fr. C. Thomas from Guntur Railway Station on 22/12/1972 in the combined state of Andhra Pradesh - first of its kind in India. Thanks to Fr. C. Thomas who planted a seed, considered as personal charism, grew manifold turning out to be most efficacious and most satisfying ministry for the Salesians in India!

TABLE OF CONTENTS

01. Executive Director's Message	01
02. About NJBB	02
03. Profile of NJBB Society	05
04. Chronology of Establishments & Services	06
05. Impact Data	09
06. NJBB Child Protection Warriors	11
07. Formal Education	17
08. Street Presence & Open Shelter	19
09. Child Safety Net	21
10. Punarutthejam	24
11. CABA	26
12. Family Strengthening Program (FSP)	28
13. NICC – Neethodu Integrated Counselling Centre	29
14. Central Infirmary	33
15. Vimukti – Bosco De-addiction Centre	35
16. Marriage Bureau	37
17. NJBB's Media Presence	38
18. Research: SUD Analysis	40
19. Research: GUD Analysis	50
20. Awards & Appreciations	62
21. Volunteering at NJBB	63
22. Thank you Benefactors & Partners	65
23. Future Plans	67
24. Promotions & Campaigns	68
25. Success Stories	69



EXECUTIVE DIRECTOR'S MESSAGE

Hello friends of Navajeevan and lovers of children,

As Socrates said, "The secret of change is to focus all of your energy not on fighting the old, but on building the new." This is a timeless wisdom that applies to the whole universe, which is in the process of becoming. What is constant in reality is only the change. In this context, the very purpose of human existence is to enjoy the fullness of life with due respect to the entire creation, allowing every being to grow into fullness. We, as humans, should learn to realize that we are just temporary sojourners in this wonderful cosmos.

Navajeevan Bala Bhavan is deeply committed to the cause of bringing fullness of life to the less fortunate brothers and sisters of the society. The very meaning of Navajeevan is to bring 'new life' to those who are oppressed, marginalized, and left alone. Continuing the rich legacy of our founder Don Bosco, who toiled night and day to breathe new life into the young at risk of his time, Navajeevan, Vijayawada meticulously walks in his footsteps of love and service for those on the periphery with the aim of streamlining them into the larger society where the street, orphaned and marginalized children live with dignity and earn with respect.

I bow my head with respect to the founding stalwarts of Navajeevan Bala Bhavan and all the previous directors and committed staff who constantly strived hard to bring newness to the mission of Navajeevan and were creatively courageous to walk on the streets and pavements bringing positive vibrations of social change.

Thanks to all the partnering agencies, GO's and NGO's, funding agencies, philanthropists, CSR donors, network of friends and volunteers, individual generous



**Fr. Neelam Ratna
Kumar, SDB**
Executive Director

sponsors and the staff for the imprint of growth and development visibly seen in the lives of children and young at risk. May we continue to work for inclusive growth in today's world!

As Helen Keller said, "The only thing worse than being blind is having sight but no vision." Let us have a clear vision of a better world for all, where everyone can experience the fullness of life. Some dedicate their lives to serving others. As we mark the 50th anniversary of our work, we honor the founders and the current heroes of YaR work in our province. In the words of Mahatma Gandhi, "The best way to find yourself is to lose yourself in the service of others." May their vision stay alive and their spirit inspire the young at risk.

As John Maxwell said, "Change is inevitable. Growth is optional." Let us choose to grow together and make a positive change in ourselves and in others.

ABOUT NJBB

NAVAJEEVAN BALA BHAVAN SOCIETY - VIJAYAWADA

AT THE SERVICE OF STREET INVOLVED, ORPHAN, POOR AND VULNERABLE CHILDREN AND YOUNG AT RISK SINCE 1989

Navajeevan reaches out to children on the 'wrong' move - a move they take on their own due to city attractions or peer pressure or when the parents and the other significant adults make the situation unbearable at home, school and wherever they are.

Navajeevan Bala Bhavan Society works for the rescue and rehabilitation of street children/youth, child workers, children in conflict with law, children addicted to substance abuse, children infected/affected with HIV/AIDS, children with disabilities and children of migrants living in deplorable conditions. A vast number of children rescued are from economically marginalized and socially excluded communities/families.

Navajeevan's strategy is **'the earlier - the better.'** The earlier a child is identified and removed from the street involvement, the better, easier and more effective the child's home integration, and if that is not possible, rehabilitation through various programmes (bridge course, formal education and skills training). The children rescued or referred to by the Child Welfare Committee are first housed in the Open Shelter. After in-depth counselling sessions, they are either home integrated or shifted to other Child Care Institutions. At a time, Navajeevan provides full support for over 700 children, mostly accommodated in its Child Care Institutions, attending bridge course, schools, colleges and skill trainings.



OUR PHILOSOPHY

Navajeevan inculcates the practice of Don Bosco's Educational Method - Preventive and Expressive Presence - in motivating and educating the child. It is based on 'Reason, Religion and Loving Kindness.

REASON

'Reason' hates punishment but corrects a child kindly and proactively, trying to make a child to see the reason to accept the mistake and move forward positively and proactively.

RELIGION

'Religion' tends to place a child in a spontaneous communion with God (which ever religion she/he belongs to) who is considered a Friend, a Guide and a Loving Father.

LOVING KINDNESS

'Loving Kindness' makes a child feel loved, making to reciprocate to the other with love.



VISION

"A child friendly society where all children enjoy their RIGHTS"

RIGHTS MEAN

- Right to Survival
- Right to Development
- Right to Protection
- Right to Participation - as enshrined by United Nations' Convention on the Rights of a Child practicing non-discrimination keeping in mind the best interest of child.



MISSION

"To ensure rights of 'Young at Risk' through micro and macro level efforts of Rescue, Rehabilitation, Community based action, Capacity building, Advocacy and Lobbying".



HANDHOLDING, CARE AND CONCERN TO THOSE AT RISK IN THEIR PERSONAL GROWTH AND DEVELOPMENT

PROFILE OF NJBB SOCIETY, VIJAYAWADA

(34 years of commitment to street, orphan, underprivileged and working children)

1. Name of the Organization : The Navajeevan Bala Bhavan Society
(known as 'Navajeevan')
2. Address : D. No. 24-3-35, Bavajipet 1st Lane
Andhra Ratna Road
Vijayawada, Andhra Pradesh
3. Legal Status : Registered under A.P. (Andhra Pradesh Area)
Public Societies Registration Act, 1860 Fasli (Act 21
of 1860)
- (a) Society Registration No : 100 of 1994
Dated: 18th February, 1994
- (b) Darpan /Nitiayog Id : AP/2009/0013174
- (c) FCRA Registration : Registered under Foreign Contribution
Regulation Act at Ministry of Home Affairs,
Government of India on 24-07-1998
Registration No. 010260142
- (d) PAN : AAATN2816P
- (e) Society is registered under 01-Sub clause (i) of clause (ac) of sub -section (1) of
section 12A with Unique registration number AAATN2816PE19959 dated 10.03.2022
- (f) Society is registered under 11-Clause (i) of first proviso to sub-section (5) of section
80G with Unique registration number AAATN2816PF20211 dated 10.03.2022
- (g) CSR Form 1 : CSR00035404
4. Name of the Chief Functionary : **Fr. Neelam Ratna Kumar, SDB**
Secretary & Executive Director
- Mobile : +91 8332875728
- Landline : +91 866 - 2431221 / 2439913
5. E-mail / Website : navajeevanvja@navajeevan.in
ratnaneelam@gmail.com
www.njbb.org

CHRONOLOGY OF ESTABLISHMENTS AND SERVICES IN NJBB

To form upright citizens and people of good character

1992 - ROUND THE CLOCK SHELTER
Providing for Basic Needs & Safety

1993 -RVTC - RESIDENTIAL VOCATIONAL TRAINING COURSES
Specialized skill training centre for boys

1993 -FOSTER CARE
Parental / Family like support system for orphan children

1997 -AP CRAF
Child rights advocacy foundation -TOT

1997 - PEER EDUCATORS' PROGRAM
Team of young counsellors and motivators

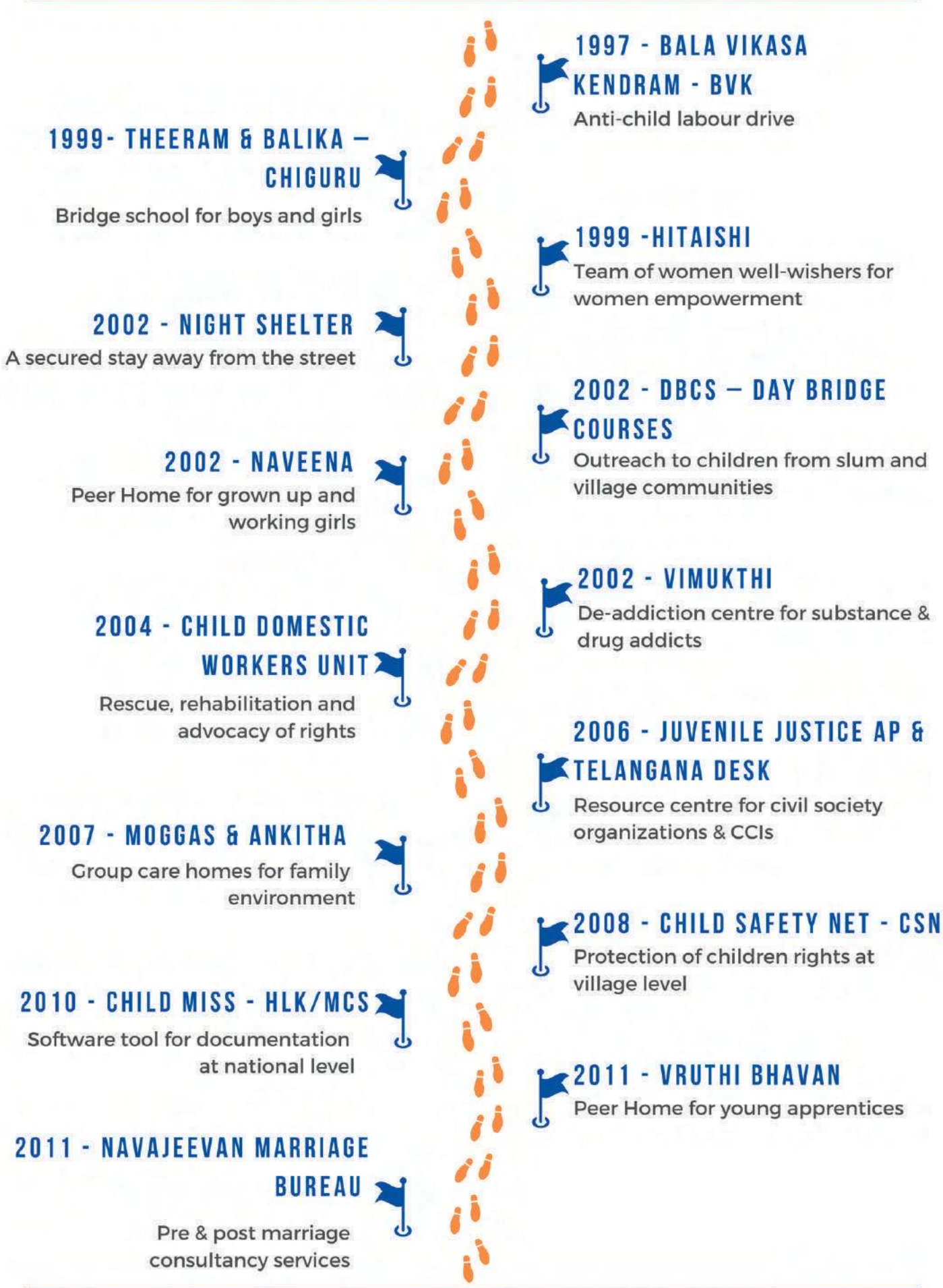
1989 - STREET PRESENCE
Awareness & Rescue of Street Involved Children

1993 -COUNSELLING & FAMILY RE-INTEGRATION
Discerning & designing a long term plan for a child

1993 -SPONSORSHIP & VOLUNTEERS DESK
Resource mobilization and donor care

1994 -YUVA BHAVAN
Peer Home for grown up and working boys

1997 -PRERANA / VELUGU
Orientation Camps for Children



1999 - THEERAM & BALIKA – CHIGURU
Bridge school for boys and girls

2002 - NIGHT SHELTER
A secured stay away from the street

2002 - NAVEENA
Peer Home for grown up and working girls

2004 - CHILD DOMESTIC WORKERS UNIT
Rescue, rehabilitation and advocacy of rights

2007 - MOGGAS & ANKITHA
Group care homes for family environment

2010 - CHILD MISS - HLK/MCS
Software tool for documentation at national level

2011 - NAVAJEEVAN MARRIAGE BUREAU
Pre & post marriage consultancy services

1997 - BALA VIKASA KENDRAM - BVK
Anti-child labour drive

1999 - HITAISHI
Team of women well-wishers for women empowerment

2002 - DBCS – DAY BRIDGE COURSES
Outreach to children from slum and village communities

2002 - VIMUKTHI
De-addiction centre for substance & drug addicts

2006 - JUVENILE JUSTICE AP & TELANGANA DESK
Resource centre for civil society organizations & CCIs

2008 - CHILD SAFETY NET - CSN
Protection of children rights at village level

2011 - VRUTHI BHAVAN
Peer Home for young apprentices

2021 - MIGRANT DESK – DB4M

Outreach work for short & long term migration



2021 - PUNARUTTHEJAM

Building knowledge based and self-propelling communities



2022 - NEETHODU

Integrated support system for children - HIV & AIDS



2020 - DEEPA NIVAS

Formal education for internally displaced communities



2021 - NAVAJEEVAN

INTEGRATED COUNSELLING CLINIC - NICC

Professional counselling services for various addictions



2021 - FSP

Family Strengthening Program



2022 - BOSCO DE-ADDICTION CENTER

20 bedded - quality health care



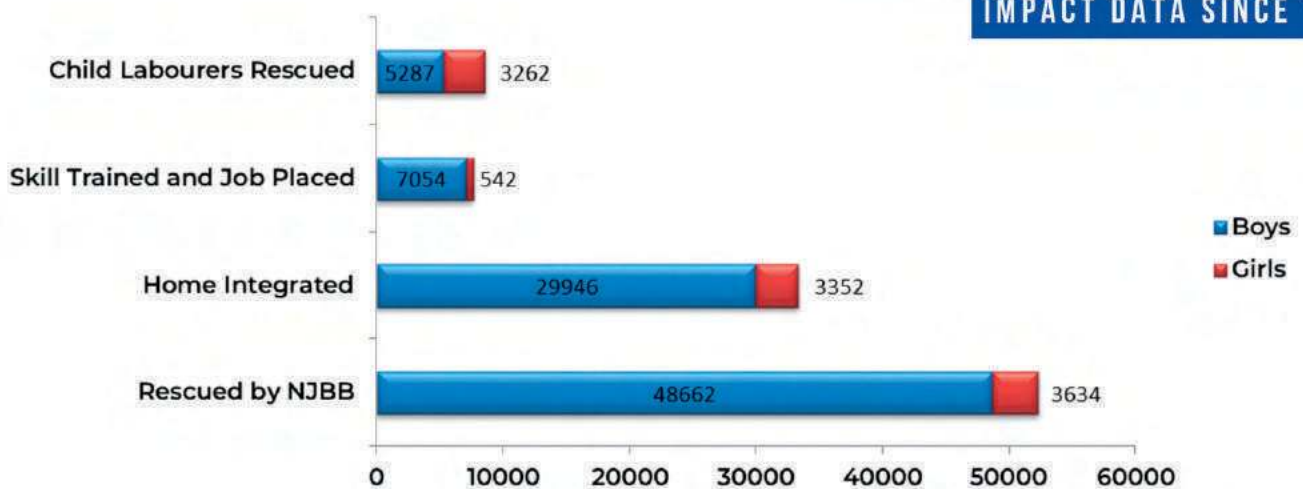
IMPACT DATA

34 years of dedicated service to street children and young at risk

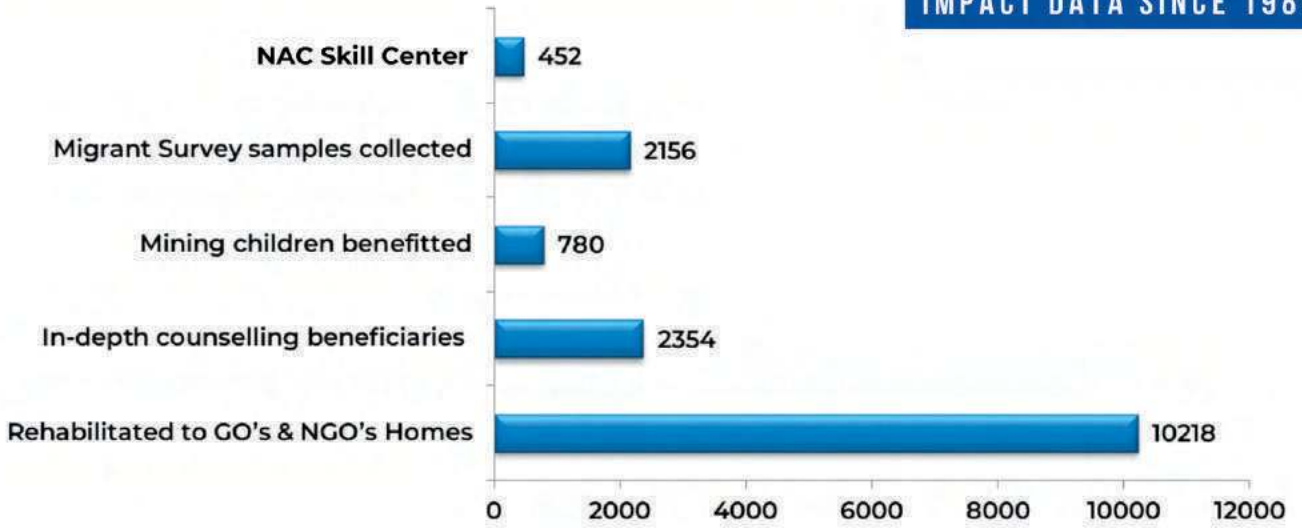
Retrospectively, 34 years down the lane, after launching the Don Bosco Network intervention with the street based children in 1989 in the city of Vijayawada at the invitation of Vijayawada Municipal Corporation (VMC), Navajeevan did uphold under all circumstances its mission to reach out to children in need of care and protection. Besides the institutional care which addresses the needs for food, shelter, clothing, education, counselling and skill training, Navajeevan Bala Bhavan launched Anti-Child Labour (Bala Vikasa Kendram) project in 1997 at Auto Nagar Industrial Estate to rescue and rehabilitate children being exploited and abused. Thanks to the committed efforts of Navajeevan Bala Bhavan who in collaboration with GOs & NGOs brought down the child labour cases to double digit numbers.



IMPACT DATA SINCE 1989



IMPACT DATA SINCE 1989



NJBB CHILD PROTECTION WARRIORS

To mould children of the street into children of the society

FR. ROY, SDB

1989 - 1992



FR. KOSHY THOMAS, SDB

1992-2013



**FR. SALIBINDLA
BALASHOWRY, SDB**

2013 - 2019



**FR. NEELAM RATNA
KUMAR, SDB**

2019 - TILL DATE

**EXECUTIVE
DIRECTORS
SINCE 1989**



**FR. NALI
ANTHAIAH, SDB**

DIRECTOR
NJBB EDUCATION
DEPARTMENT



**FR. PUTTI THAMBI
JOSEPH, SDB**

DIRECTOR
NJBB FINANCE
DEPARTMENT





M. Apparao
Shelter



Alphonse Raju
CSN



Aruna
Chiguru



Banu
Punarutthejam



Bhavni
Vimukthi De Addction
Centre



Br.Ajay
Vimukthi De Addction
Centre



Ganga
Chiguru



S. Jacob Raju
Punarutthejam



P. Jaya Raju
Deepanivas



Jayavani
Accounts



P. Jhansi Lakshmi
Punarutthejam



Jyostna
Deepanivas



S. Joseph Donald
Punarutthejam



P. Kiranmai
Shelter



T. Kotireddy
Bakery



Kitappa
Deepanivas



Ch. Lakshmi
Yuvabhavan



K. Lavanya
Formal Education



Leelavathi
CSN



M. Mamatha
NICC



R. Manga
Kitchen Yuvabhavan



N. Mary
Shelter



Masthan
Chiguru



Masthan
Resource Mobilization



Vasantha Kumari
NICC



Naveen
Vimukthi De-addiction
Centre



Sk. Nazma
NICC



P. Padma
Shelter



G. Prasad
CSN



Ch. Prasanna
Shelter



Priyanka
NICC



P. Ragava
CSN



B. Ramesh
NICC



K. Ramesh
Yuvabhavan



Ramya
Chiguru



Y. Ratnam
CSN



B. Ravi
NICC



P. Ravi
Deepanivas



Saidamma
Jute Bags (LAST)



P. Samrajyam
Shelter



Sandhya
Punarutthejam



K. Sandhya
Infirmary



P. Sastry
Yuvabhavan



Satish
CSN



Satyavathi
Chiguru



Sr. Sheela Nicholas
NICC



Shekar
NICC



Siva Reddy
Deepanivas



Ch. Sivaparvathi
Formal Education



SK.Basha
BVK



Gali Preethi
Accountant



Sowjanya
Deepanivas



Sr.Maartha
Vimukthi De-addiction
Centre



Sr.Santhiya
Vimukthi De-addiction
Centre



Sravan
CSN



Sreenu
Deepanivas staff



M. Sriharika
Chiguru



Srilakshmi
Yuvabhavan



Srilatha
NICC



G. Srinu
CSN



Sritej
CSN



Sujatha
Vimukthi De-addiction
Center



Sujatha
CSN



Ch. Sukanya
CSN



G. Sunitha
Punarutthejam



V. Sunitha
Infimary



M. Suresh Reddy
Shelter



M. Swarna
Punarutthejam



J. Vani
NICC



R. Venkatesh
Bakery-YB



D. Venkatrao
Chiguru



Venu
Deepanivas



Vijaya
Chiguru



Vijayalakshmi
Tailoring Teacher-BVK



Wilson
Chiguru



V. Bala Raju
Yuva Bhavan



Y. Anil
Chiguru



Anitha
CSN



Anjaneyulu
NICC



G. Anusha
NICC

FORMAL EDUCATION

Ensuring quality education to street and marginalized children

Navajeevan's top most priority is to make the child enter the society with respect and dignity and quality education is the only proven route. Since the beginning, NJBB accompanied children to take right decisions to carve a niche for themselves in the society. Thanks to many generous sponsors who facilitated their learning to scale to new heights in career. Navajeevan has in its alumni many IT professionals, pilots, loco pilots, railway employees, customer care executives, teachers, police personnel, bank employees, business men, pharmacists etc. Motivation and personal follow up are the keys to ignite the young minds to discipline themselves and to dare to be different.



MAJOR ACTIVITIES

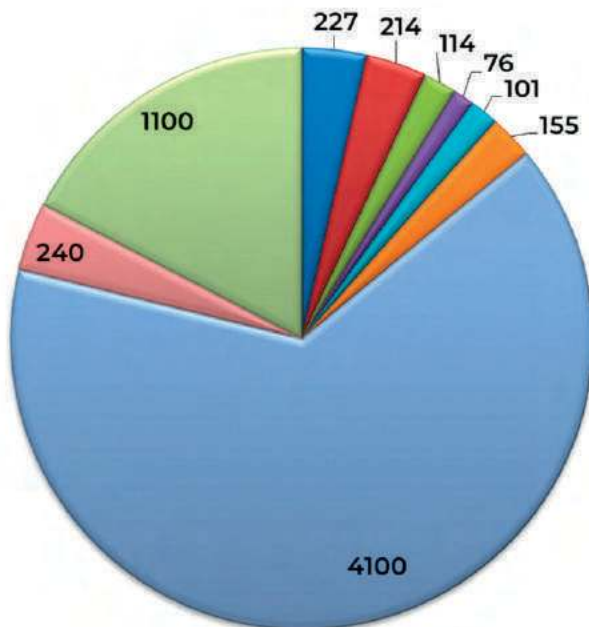
- School enrollments
- School follow up
- Health monitoring
- Motivation & life skills sessions
- Afterschool tuitions
- Recreational activities
- Cultural competitions
- Nutritional diet supply

EDUCATIONAL CENTERS

- ▶ CHIGURU
- ▶ DEEPA NIVAS
- ▶ OPEN SHELTER
- ▶ YUVA BHAVAN
- ▶ FSP
- ▶ EVENING TUITION CENTRES (ETC)
- ▶ MOTIVATIONAL DAY BRIDGE SCHOOLS (MDBS)
- ▶ VIMUKTHI



EDUCATION SUPPORT PROVIDED IN 2022-23



- Children in Orientation Camps (Open Shelter)
- Children in Bridge School and Regular School in Chiguru (Children's Village)
- Children from Internally Displaced Communities - Yanadi - in Schools (Deepa Nivas)
- Children in De-addiction Centre (Vimukti)
- Children in Formal Education through Family Strengthening Programme (FSP)
- Evening Tuition Centres in Slum Locations
- Poor children in Tuition Centres (ETCs)
- Children in MDBS

STREET PRESENCE & ROUND THE CLOCK OPEN SHELTER

Rescue, counselling and rehabilitation of runaway children

To provide homeless, street and working children and child beggars, a residential support, on short-term basis, with the objective of protecting them from abuse and keeping them away from life on the streets and to take such steps that are necessary for the restoration and protection of a child who is deprived of his family environment.



RESCUE ACTIVITIES

583

Children were newly rescued in the year 2022-23

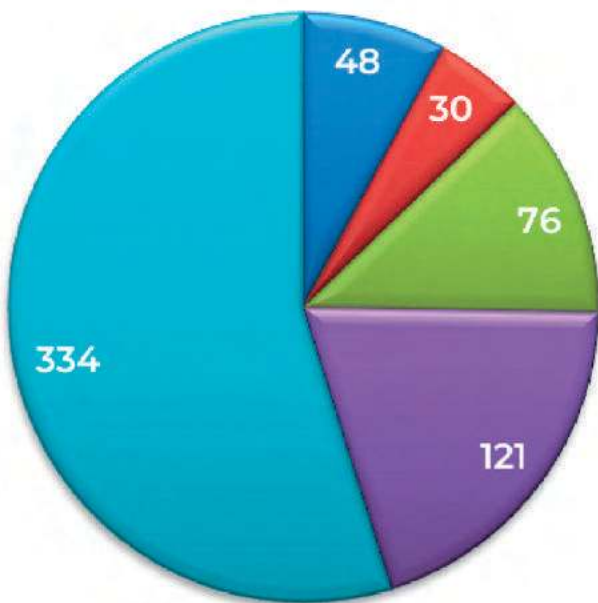
26

Children were re-rescued in the year 2022-23

609

Children availed services at Open Shelter

REHABILITATION OF RESCUED CHILDREN AFTER DUE COUNSELLING



- Children Home placed
- Children placed in other GO/NGO homes
- Children placed in De-addiction programme
- Children placed in bridge course programme at Chiguru
- Children placed in formal education in NJBB Centres



Open Shelter Children engaged in Arts & Crafts work.



On 6.12.2022 Our honourable Sub Collector Ms. Adithi Singh, IAS-NTR District visited NJBB Open Shelter.

CHILD SAFETY NET

Integrated Child Rights Approach' to realize the dream of a Child Friendly Village

Navajeevan Bala Bhavan, Vijayawada to enable marginalized children and families belonging to the most backward, marginalized and internally displaced communities in 5 districts of Andhra Pradesh and Telangana to empower them to be knowledge based communities with the sole aim of self-governance manifested in one common voice raised to bargain and fight for their legitimate rights and social benefits. Hence, the underlying principle is to promote and practice 'Integrated Child Rights Approach' to realize the dream of a Child Friendly Village.



STRENGTHENING COMMUNITIES



Self-propelling communities are created only when they become knowledge based communities. Exploitation in every sector exists due to lack of awareness and knowledge. Through the LACs and CPs, the beneficiary communities and the individuals are strengthened to take up leadership and voice out their issues and opinions, and suggest ways to improve their own pitiable conditions.

 **150**

Rural Villages & Urban Slums in 5 districts of Telangana and Andhra Pradesh

 **15000**

Families in impact locations

 **5630**

Parents made aware of child rights & child welfare

 **4938**

Mothers are part of Mothers Committee (MCs)

 **2932**

Children in schools are made aware of Substance Use Disorders

 **106**

Workshops on child rights

 **1493**

Children participated in career guidance sessions

 **9006**

Children in Adult Parliaments (APs)

 **474**

Adult Parliaments Meetings

 **5605**

Members in Local Action Committees (LACs)

 **182**

Child related social issues addressed

 **495**

Assistance to get social entitlements

✓ 143

Assistance received for social welfare schemes

✓ 195

Health Camps conducted

✓ 1725

Children taken for outings and exposure visits

✓ 2495

Participants in school level competitions on International Day against Drugs

✓ 3628

Children per day in Evening Tuition Centres (ETCs)

✓ 150

ETC centers in 150 villages/slums

✓ 71

Trained for Livelihood Advancement Skills

✓ 2156

Migrants details entered in DB4M Survey



11.01.2023 CSN-Parents meeting conducted at Munjuluru-Bantumillu.





05.12.2022 Children Parliament meeting conducted at Indira Colony, Kanchikacherla.

PUNARUTTHEJAM - RESURRECTION

Ensuring inclusive growth of the internally displaced communities

Punarutthejam is a life changing project designed by Navajeevan Bala Bhavan for internally displaced communities in and around Vijayawada with a focus on strengthening the Yanadi communities (nomadic groups) by assisting and advocating their cause for securing life documents, providing educational opportunities especially through MDBS and ETCs and imparting skill based training to make them stand on their legs to provide for themselves with sustainable livelihood measures. It entails vast number of awareness programmes, motivational sessions, counselling, nutritional and educational support. This calls also for networking with the government departments, other NGO associations and more especially with the teams directly involved in bettering the lives of these unfortunate brethren in our eco system. Navajeevan Bala Bhavan commits itself to get them included in the main stream.



641

Families

2408

Beneficiaries

10

Evening Tuition
Centers (ETC)

4

Motivational Day
Bridge Schools (MDBS)

✓ 907

Secured life documents

✓ 778

Children are attended to daily with nutrition and educational support

✓ 14

Medical Camps



✓ 310

Received Govt. Welfare Schemes

✓ 63

Referred to In-depth Counselling and De-addiction

✓ 14

Awareness on Health and Hygiene Formation of Self Help Groups



STORY OF T. SUBAMMA

I am T. Subamma belonging to the Yanadi community. Our community has seen a tremendous change in our survival mechanism since my childhood. My family was never settled in one place. Since our community is involved in catching rats and snakes from the fields, we continuously moved from one village to the other and we lived in makeshift tents on a temporary basis around the lake and canal bunds. The idea to settle down permanently well in life hasn't gone into our head. Of late, the developments in cultivation and conversion of lush green fields into real estate ventures, we lost our livelihood. In order to fill our stomachs, we got into rag picking, working as garbage collectors and some of us even beg. Our children too had not gone to school as we were always moving from place to place. I, personally, have not


seen the school and hence, we have no minimum awareness about rights, child welfare, government schemes etc.

I am thankful to NJBB and the Punarutthejam team for coming to my rescue when I was finding difficult to secure an Aadhar card, a basic social entitlement, as I had no supporting documents at all. I came to know about them through ETC centres being organized in our village. Immediately, the staff collected my photo and filled all the details and accompanied me to Kary Aadhar centre and successfully completed my registration. At present, I am getting all the welfare schemes from the Government through the instrumentality of NJBB. The government sanctioned a house under its housing scheme. **Thank you.**

CABA CHILDREN AFFECTED/INFECTED BY HIV/AIDS

Ensuring low cost nutritious food, legal awareness, emotional, medical and education support

The CABA and their families are marginalized, economically poor and socially excluded due to the prevailing stigma and discrimination. The Covid pandemic still worsened the hardships of the aforesaid families. Navajeevan had initiated extra efforts to reach out to these families with increased number of nutritional kits, family visits for counselling, treatment, social entitlements and legal support. The educational support provided by Navajeevan helped these struggling children to stay on par with the rest of the regular students who are going to schools and colleges.



177

Children are identified and supported

94

Boys

83

Girls

143

HIV/AIDS affected children

34

HIV/AIDS infected children

LOW COST HIGH PROTEIN NUTRITION PROGRAMME FOR CABA FAMILIES

As the HIV/AIDS affected/infected families need protein rich foods to combat the deadly disease along with the medication, Navajeevan Bala Bhavan intervened to teach them the skills and the art of making good, tasty and hi protein rich food. A cooking show was organized on 27/10/2022 at Navajeevan Bala Bhavan premises for the CABA families. Dr. P Uma Kranth Kumar from Vijayawada Old Government Hospital was the Chief Guest for the program and he lauded the efforts of Navajeevan and encouraged the CABA families to remain strong and take free medicines provided by the Government properly to get complete cure. The Anganwadi teachers along with ICDS staff taught the families with hands on experience to cook healthy and balance diet dishes that would keep them build up resistance.



FSP FAMILY STRENGTHENING PROGRAMME

Assisting children to continue education and blossom with success in the family ambience

FSP is an innovative programme designed to continue to follow up and support children who once were rehabilitated and home integrated but face dangers of exploitation and neglect given the fact that the family contributes to the integral and healthy growth of the child. The barefoot counsellors continue to monitor and follow the select children and their families to assure a decent career after their formal education.



22.03.2023 Evaluation and orientation program for FSP students and families at NJBB Yuva Bhavan.

236

Children supported under this programme

186

Families are strengthened

8

Barefoot counsellors at work and follow up

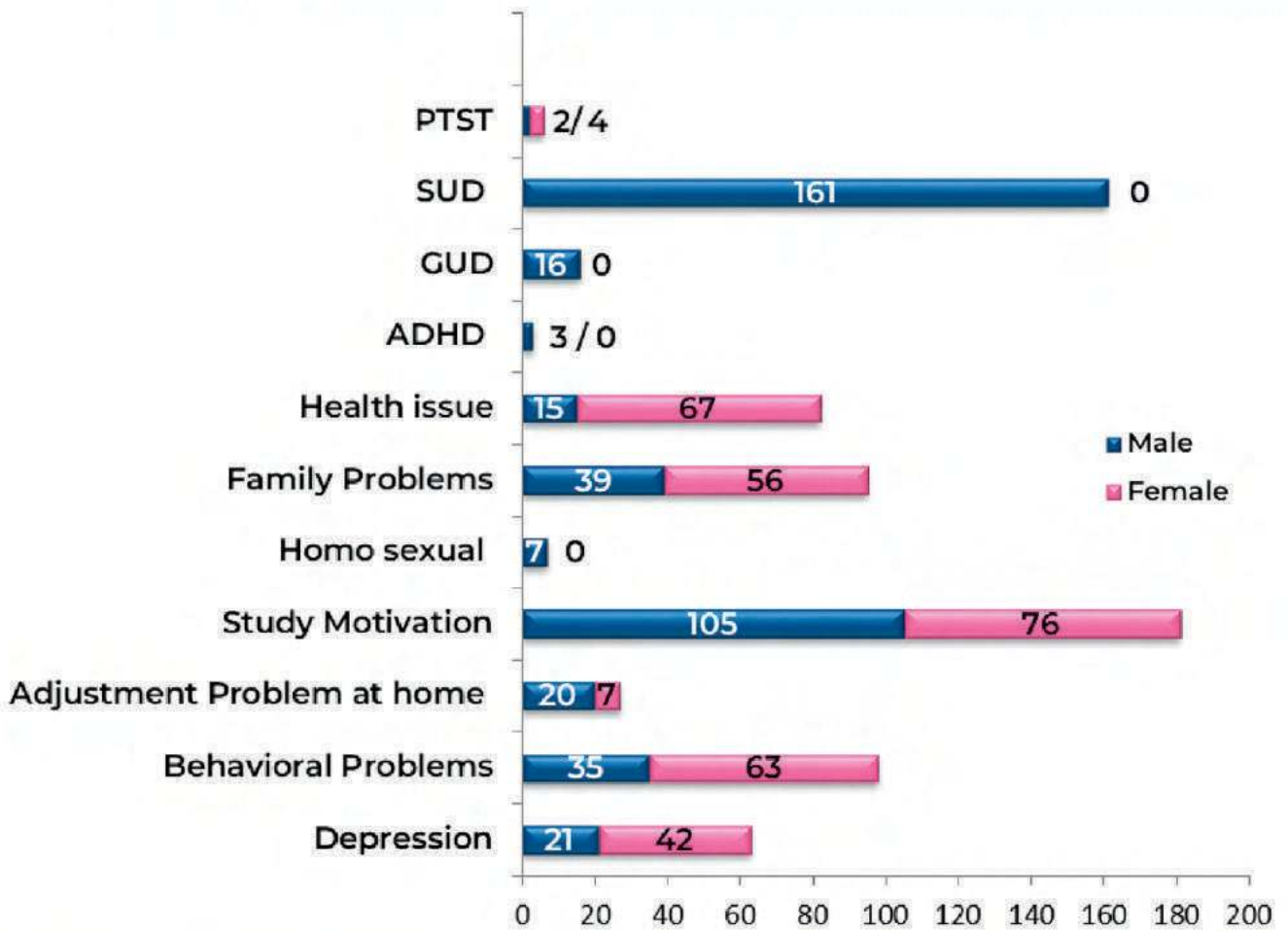
(N-ICC) NEETHODU INTEGRATED COUNSELLING CENTRE

Accompanying the vulnerable, addicted and sensitive children and youth with in-depth counselling services to realize their full potential

Neethodu - Integrated counselling centre has a threefold approach to establishing caring communities in Vijayawada and its neighbourhood. Firstly, individual counselling support to those suffering from emotional deprivation; secondly, sensitizing the groups and unions to ensure the need for care of children; and thirdly, holding convergence meetings with various stakeholders - children & youth, union representatives and the officers in the Government line departments.



DETAILS OF THE TOTAL REGISTERED CASES AT N-ICC IN THE YEAR 2022-2023



 **190**

Children counselled

 **68**

Home integrated

 **18**

Sensitization programmes for caring communities

 **550**

Muta workers (Rickshaw union workers)

 **220**

Sanitary workers

 **75**

RTC Depot Staff

 **84**

Auto union workers

 **55**

Hamali daily wage labourers at shopping complexes

 **22**

Sex Workers

 **30**

Dwacra Women

 **14570**

Participants in Awareness Assemblies on child care

 **1750**

Participants in awareness camps on health and hygiene

 **1276**

Substance use disorder campaign participants



A rally undertaken on International Day against Drug Abuse 24.06.2022.



Sports events conducted on World Mental Health Day at NJBB for the students of Zilla Parishat High School in YSR colony, Jakkampudi on 10.10.2022.



Awareness program on Drug Abuse for the prisoners in the district jail Hanuman Peta, Vijayawada on 29.10.2022.



Awareness program on Drug Abuse was organized for the inmates at the Central Jail, Rajamundry, on 10.12.2022.

CENTRAL INFIRMARY

Reaching out to Street Involved Children and the marginalized communities through Navajeevan's 25 bed Infirmary

The direct beneficiaries are the sick children of Navajeevan Bala Bhavan, Vijayawada who are street involved, orphan, poor, marginalized and abused and children who are in need of care and protection. A big majority of children who made use of the infirmary facilities are the inmates of various Navajeevan Homes like Deepa Nivas, Shelter, Chiguru, Vimukti, Mogga, Neethodu and other CCIs run by Navajeevan Bala Bhavan.

The other direct beneficiaries include vulnerable children from outreach locations – slums, remote villages, internally displaced communities, begging communities etc.



377

patients admitted at the infirmary

3000

special diet meals distributed

480

Dental checkups done

15

Medical camps conducted

1055

Medical tests on children

55

Awareness sessions on Hygiene

3200

One to one conversations about healthy growth

10

serious counselling sessions for very ill patients



RESTORATION OF FINGERS THROUGH PLASTIC SURGERY FOR RUTHU

Ruthu Thirumala is an eight year old girl living in a makeshift home made with plastic sheets in Tadepalli near Sai Baba temple, Mangalagiri along with her parents, named Gopi and Durga. The parents are rag pickers and belong to the internally displaced communities. She has three sisters and 2 brothers. All these children are attending MDBS (Motivational Day Bridge School) run by Navajeevan Bala Bhavan Vijayawada. This girl was so enthusiastic about learning that she was very regular to the bridge school. The staff, soon recognized that she was finding difficult to use her left hand fingers freely as the fingers were short and got stuck to each other. The staff brought to the notice of the Infirmary staff about her condition who later brought her to the Infirmary. After an initial physical examination, the parents were counseled about the possible help that NJBB Infirmary can do to get the child's fingers normal.

Infirmary staff nurse Mrs. Sunitha took the child along with the mother to NGGH (New Government General Hospital) Vijayawada to meet the specialist doctor in Plastic Surgery. The Doctor suggested that the girl could be admitted in the hospital and could avail the surgery. After due preparations, especially of the parents, the child got admitted on 15/11/2022, got operated on 22/11/2022 and discharged on 1/12/2022. Ms. Ruthu was in the infirmary later on for a week as the living place of her parents is not hygienic with a fear that she could develop some infections. She was well taken care of by the Infirmary staff and received special diet to recover faster. Later she was handed over to her parents and she is now doing well and participating actively in every activity especially in MDBS. The parents thank the generosity of many donors, and especially NJBB Infirmary for their initiative to get back their child's fingers through plastic surgery.

'VIMUKTHI' BOSCO DE-ADDICTION CENTRE


Enabling a new lease of life to young addicts at risk

79

Inpatients during the current year

24

Outreach Awareness Programs



PROGRAMS & ACTIVITIES

- ▶ DETOXIFICATION
- ▶ INDIVIDUAL THERAPY
- ▶ GROUP THERAPY
- ▶ FAMILY COUNSELLING
- ▶ PSYCHIATRIC MEDICATION
- ▶ 24/7 CARE AND CONCERN
- ▶ NUTRITIOUS FOOD SUPPLY
- ▶ SKILL TRAINING

- ▶ YOGA & MEDITATION
- ▶ MUSIC THERAPY



CASE STUDY VENKATASWAMY



I got addicted to drinking alcohol and smoking cigarettes as the stuff was readily available in my home because of my father and my brother. My mother persuaded me to stop these bad habits and focus on going to school. I never heeded to my mother's cry and was very irregular to school. She came to know about Vimukthi and took me there for initial counselling. I loved the ambience at a first instance. I was diagnosed with conduct disorder and volatile substance abuse. The sessions and the treatment helped me to be back on correct track. The skills, especially the kitchen gardening, inspired me to grow in spite of difficulties and deviations. I decided to join 8th class and study well as my mom desired and be useful to the society at least for my parents.



MARRIAGE BUREAU

Assistance to choose a life partner and to uphold family values

NJBB proudly boasts of accompanying a child from the time of rescue until he/she is rehabilitated and settled fully well in the society. Respecting their decisions, the youth are encouraged to discern keeping in mind the commitment and the faithfulness that needs to be held on to over the coming years through the marriage bonding. A support system is developed to follow up, offer suggestions, clear misunderstandings and to be at their side in moments of happiness and sorrow.



SUCCESS STORIES

- ▶ **Turaka Mariamma**
- ▶ **Bogisam Anjali**
- ▶ **Damisetti Durga**
- ▶ **Mahammad Raffiq**
- ▶ **Sravana Sandhya**



SUD SURVEY SUBSTANCE USE DISORDERS (SUD)

General Background

Navajeevan Bala Bhavan has been the pioneer in many initiatives taken towards the rescue and rehabilitation of children in need of care and protection. Besides running CCIs and skill training centres, NJBB has taken a step forward to provide them with professional counselling services that would bring a paradigm shift in their orientation towards a sustainable future. The sole aim is to make them come out of their fears, aberrations, conflicts and addictions and lead healthy, peaceful and dignified lives.

Substance Use Disorders (SUD)/ Psychoactive Substance Usage/Drug Addictions are all used in the following document interchangeably. But they mean same thing.



PURPOSE

A survey is taken up by NJBB to analyze and understand the most rampant use of psychoactive substances like cigarettes, alcohol, ganja, gutkha etc. in the city of Vijayawada and its surrounding areas. The purpose is to find out:

- ▶▶ What are the available psychoactive substances
- ▶▶ How easily are they accessible especially to children below the age 18
- ▶▶ Reasons for getting addicted
- ▶▶ Motivation levels, the determination and the efforts put in to come out of such addictions
- ▶▶ Need for counselling services and the accompaniment
- ▶▶ Public awareness on SUD

AUTHENTICITY OF THE SURVEY

The survey forms are prepared by N-ICC with the help of professional counsellors and on-call psychiatrists. Training on the survey modalities is given to the team working in N-ICC and NJBB Outreach. The team visited local slums, bastis and market places in Vijayawada and randomly picked the target group – youth and children – and filled the google form prepared for the survey. In order to avoid manipulations and bring value to the survey, the location of the surveyor is recorded and monitored daily by the analytical team.

SAMPLE SIZE

294 Youth & Children	284 Males
	10 Females



FINDINGS OF THE SURVEY

A. Common Psychoactive Substances Used By Children And Youth

Cigarettes, Ganja, Alcohol, Gutkha, Khaini, Marijuana, Pan, Inhalers – typewriter eraser liquid/solutions are the common psychoactive substances used by children and youth. Most of the children and youth use many of these substances simultaneously. They start with one and go on with the other substances.

▶ COMMON & MOST USED PSYCHOACTIVE SUBSTANCES IN SURVEY LOCATIONS

- **IBRAHIMPATNAM ZONE**
 - Bhavanipuram - Ganja, alcohol
 - Kondapalli - solutions (Bondfix)
- **MANGALAGIRI ZONE**
 - Sanathnagar - cigarette, alcohol
 - Padamata - Navya & Durga restaurant bar
- **MADHURANAGAR ZONE**
 - Muthyalampadu school area – Cigarette, alcohol, khani, Majjakatta - ganja
 - Satyanarayana puram – ganja

- **PEZZONIPETA ZONE**
 - Pezzonipeta - ganja, bondfix, gutka
 - Vambay colony - ganja
 - Singhnagar - ganja
- **RR PETA ZONE**
 - New & old - ganja , solutions
 - Pakheer gudem - alcohol, ganja , cigarette
- **GUNADALA ZONE**
 - Jakkampudi - ganja , guntka, solutions
 - Rajeevnagar - gutka, solutions , cigarette
 - Gunadala - gutka , cigarette

➤ INTERVIEW LOCATIONS/SITUATIONS

Table 1: Details of Place of Survey and the Number of SUD users

Sl. No.	Place of the Survey	Number Surveyed	Usage of SUD: YES	Usage of SUD: NO
1	In the Family	133	106	27
2	Friends living together	3	3	0
3	On the street	82	81	1
4	At School	76	72	4
	TOTAL	294	262	32
	TOTAL in %	100%	89.11%	10.89%

B. REGARDING GENERAL USAGE OF PSYCHOACTIVE DRUGS

Generally about 89.11% of respondents use psychoactive substances.

- ⚠ **ALARMING point:** The children are responding YES to the question of SUD's usage even in the presence of their parents. About 80% children have no fear to say YES. Understand here: No family control, addictions among elders, family neglect, easy accessibility of SUDs within the family etc.

27 respondents i.e., about 20% are saying that they don't use substance. Is this a genuine answer?

We can't certify. The reason may be they are afraid of parents.

- ⚠ **ALARMING point:** Even if we give 50:50 chances for this answer to be genuine, we can hypothesize that about 94% of respondents (children and youth) are addicted to substance usage.

NOTE: When the question AC in excel sheet (have you used SUD?) is asked, the result is No and Never, but the subsequent answers are not related to the NO but they point to the fact that still they use SUDs everyday and often. (If this survey is genuinely done, then the probability % of usage of SUDs will go up to 94%.)

Table 2: SUD among the Age Groups

Sl. No.	Age Group	Number Surveyed	SUD: YES	SUD: NO	Percentage SUD: YES
1	Age 10 and below	13	13	0	100 %
2	Age 11 to 14	95	90	5	94.73 %
3	Age 15 to 18	157	136	21	86.62 %
4	Age 19 and above	29	23	6	79.31 %
	TOTAL	294	262	32	89.11 %
% of our Assumption basing on 50:50 ratio of those who said NO					94 %

Table 3: The age of first addiction to psychoactive substances

Sl. No.	Age of first addiction	Numbers	In Percentage
1	6 – 7 years	4	1.52 %
2	8 – 9 Years	18	6.87 %
3	10 – 11 years	56	21.37 %
4	12 – 13 Years	80	30.53 %
5	14 – 15 years	79	30.15 %
6	16 – 17 Years	22	8.39 %
7	18 – 19 years	2	0.76 %
8	20 Years Above	1	0.38 %
	TOTAL	262	

⚠️ **ALARMING point:** About 82% of children got addicted to SUDs between the age group 10 to 15 years.

✅ **A Ray of Hope:** This is the age group of school children who could be molded, guided and accompanied.



Children activities - part of rehabilitation program at Vimukti - Bosco De-Addiction Center

C. PARENTAL / FAMILY BACKGROUND OF THE CHILDREN SURVEYED

Table 4: Family situation in relation to substance use

Sl. No.	Family Type	No. of Families	SUD: YES	Percentage SUD: YES
1	Nuclear Family of maximum 4 members only	242	212	87.60 %
2	Single parent family	32	31	96.87 %
3	Step father in the family	2	2	100 %
4	Extended family (with other family members)	3	3	100 %
5	Joint family	14	13	92.85 %
6	Living Separate – away from family	1	1	100 %
	TOTAL	294	262	89.11 %

⚠️ ALARMING point: Psychoactive Substance use is common in every type of family.

Table 5: Analysis of family education in relation to substance use

Sl. No.	Description	Fathers	SUD: YES	Mothers	SUD: YES
1	Illiterate Unskilled	127	116	147	133
2	Illiterate Skilled	57	48	66	55
3	Elementary School	27	25	20	19
4	Middle School	15	14	15	11
5	High School	21	21	27	25
6	Inter	6	6	2	2
7	Degree	2	2	0	0
8	PG	1	1	0	0
9	Don't know – includes the dead	32	29	17	17
	Total	294	262	294	262

⚠️ ALARMING point: Education of either of the parents does not matter when coming to the usage of psychoactive substances. There is no control of the parents. The higher the education level of parents the greater the number of cases of addictions.



D. ANALYSIS OF AGE GROUPS

• Category 1: CHILDREN AGE 10 AND BELOW

- Out of 13 children all the children are addicted to psychoactive substances. That makes us to conclude that 100% of respondents in this age group are addicted.
- About 50% of them are introduced to the substances by close relatives and other 50% are into such use because of peer pressure.
- ⚠ ◦ **Alarming point:** The reasons for getting into this rut are just because of parental neglect (60%), peer pressure (30%) and curiosity (10%).
- ✔ ◦ **A Ray of Hope:** A major enlightenment for us is that about 60% of them are thinking about getting out of this abuse and among them 50% stopped and started again 5 and more times and other 50% of them stopped only once and started again and are still continuing the substance use. The only reason they say is that they do it out of peer pressure and the easy access they have.
- Overall, about 85% of this category of children would like to have the support of counselling and accompaniment to come out of such situation. They want to change for the better.

• Category 2: CHILDREN AGE 11 to 14

- Out of 95 children 90 children are addicted to psychoactive substances. That makes us to conclude that 94.73% of respondents in this age group are addicted.
- Only 8 (8.88%) of them are introduced to the substances by close relatives and other 83 (92.22%) are into such use because of friends/peer pressure and 4 (4.44%) members took first by themselves.
- ⚠ ◦ **Alarming point:** The friendships at this age are proving to be dangerous as the majority (87.36%) of children is getting addicted because of their friends and companions.
- ✔ ◦ **Ray of Hope:** A major enlightenment for us is that about 65 (68.42%) children tried to stop but could not but continued because of peer pressure. About 24 (25.26%) of them went for support to come out of this menace. We need to consolidate this 25% children and take up measures to reach out to the rest of 75% of children through counselling, de-addiction etc.

• Category 3: CHILDREN AGE 15 to 18

- Out of 157 children 136 children are addicted to psychoactive substances. That makes us to conclude that 86.62% of respondents in this age group are addicted.
- About 27 (19.85%) of them are introduced to the substances by close relatives and other 98 (72.05%) are into such use because of friends/peer pressure and 11 (8.08%), self introduced

- ⚠️ ◦ **Alarming point:** The reasons for children getting into this addiction are just because of parental neglect/addictions 14 (10.29%), peer pressure 60 (44.11%) and Loneliness / mental stubbornness 41 (30.14%), Health problems 10 (7.35%) and problems with study 11 (8.08%). The points to note are: The peer pressure continues to dominate along with the independence to take decisions in adolescence be it right or wrong in age group.
 - ✅ ◦ **Ray of Hope:** A major enlightenment for us is that about 71 (52.20%) are wanting counselling support, 18 (13.23%) of them want family support and understanding and 47(34.55%) don't want any support. The clear indication is that the children at this age are becoming stubborn and they begin to develop an attitude of not listening to others, not seeking an advice from elders and want to take decisions for themselves. We need to plan separate modules for those who want counselling and for those who do not want.
- **Category : Youth AGE 19 and Above**
 - Out of 29 youth 23 are addicted to psychoactive substances. That makes us to conclude that 79.11% of respondents in this age group are addicted. About 4 (17.39%) of them are introduced to the substances by close relatives and other 8 (34.78%) are into such use because of friends/peer pressure and 11 (47.82%) self introduced.
 - ⚠️ ◦ **Alarming point:** Among these 23 youth 12 (56.52%) youth do not want any type of support meaning that they know what to do with their life.
 - ✅ ◦ **Ray of Hope:** Among them 11 (43.47%) want counselling and other 12 (56.52%) of them want family support to overcome this menace. This majority needs a varied approach to get them de-addicted. The implication of youth wanting family support is very positive as the youth now begin to think of getting slowly settled in life.

E. AWARENESS LEVELS

- Out of 284/294 i.e., 96.59% of respondents are aware of the psychoactive substances and the ill effects they have on the family, career, health etc.
- As said earlier, 262/294 (89.11%) are active users and including them 282/294 (95.91%) are associated with those who use the substances. Hence the difference of 20 (6.8%) children and youth could be probable users sooner.
- Awareness of causes of addiction according to them: see the following table.

Table 6: Causes of addiction as viewed by respondents

Sl. No.	Causes of Addiction	Responses	Percentage SUD: YES
1	Peer Pressure / Friends	195	66.32 %
2	Family addictions, conflicts, neglect	31	10.54 %
3	Media influence	22	7.48 %
4	Loneliness, depression, fears, pain reducing, health problem, love failures	24	8.16 %
5	Curiosity, Easy access	22	7.48 %
	TOTAL	294	100 %

F. NOTE ON GIRL CHILDREN

- 10 surveyed and all 10 are addicted. The reasons are the same just like the males. Their age is from 10 to 21. The fear of branding and the social stigma attached with it are the main blocks while approaching the girls. Hence the data of girls is minimal.

G. RE-ADDICTION STATUS

Table 7: Re-addiction frequency among the SUD users

RELAPSE & RE-ADDICTION FREQUENCY					
1 time	2 times	3 times	4 times	5 times	Continuing without break
126	57	15	5	11	48
48.09%	21.75%	5.72%	1.90%	4.19%	18.32%

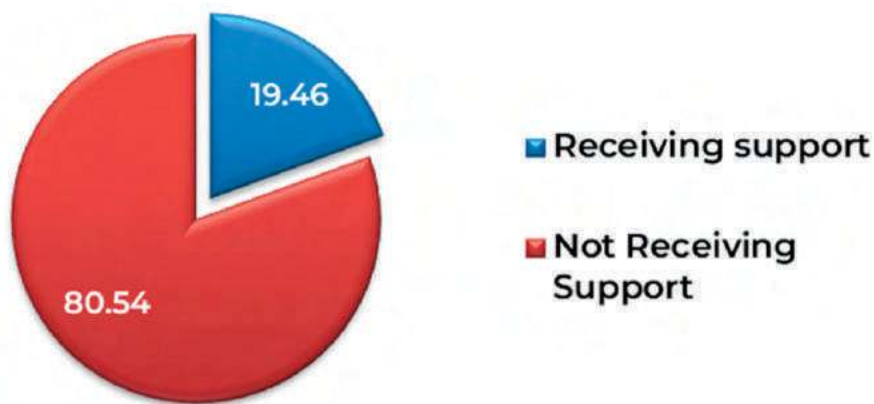
- ⚠️ • **Alarming Point:** The danger of re-addiction stands at 91.68% and about 18.32% of children and youth are not bothered to stop the addiction at least on a temporary basis.
- ✅ • **Ray of Hope:** At least around 82% of children and youth gave it a try to break from the addictions but could not succeed due to various reasons mentioned earlier. These 82% stand a greater chance to stop addiction if permanent interventions are made to de-addict them for the reasons that they tried giving a break.

H. STATUS OF SUPPORT BEING RECEIVED

Table 8: Status of psychological support

PRESENT STATUS OF PSYCHOLOGICAL SUPPORT		
Number of those approached for counselling support for de-addiction	69/262	26.33%
Number of those actually receiving counselling support for de-addiction	51/262	19.46%

Status of Support being Received



- ⚠️ **Alarming Point:** Very few about 26% are interested in seeking support either by themselves or through some others.
- ✅ **Ray of Hope:** The Government/NGOs have a lot of work to do in this regard as 81% of children are in need of support and accompaniment.

I. STATEMENTS & LESSONS TO LEARN

- Peer Pressure and Friendships are the main causes of addiction. The triggering points for this are the parental conflicts and parental neglect. The causes are interlinked.
- As most parents are daily labourers and illiterates, they have no time to check on the children as they come back home boozed up after day's hard labour.
- Once the addiction starts, it is continuing. Relapse cases are too many. Hence, prevention is better than cure.
- Control the easy access especially to children as they have almost come into their home/locality.

- Awareness in the localities – campaigns, rallies, posters, patrolling etc.
- Availability of professional counselling services/in-house treatment as a good number of respondents do not want give up on substance usage.
- Rehabilitation with creative activities and learning especially focus on skill training.
- Parental counselling / family counselling.
- Group counselling / peer group counselling.
- Curiosity about substances slowly fades away as they grow in age. They become stubborn to continue the substance abuse. They begin to be hostile to any advice. Developing a mechanism to treat hardcore substance users is the need of the hour.

CONCLUSION

Every child is precious and valuable. They are like blank slates on which we can write anything. It is no doubt that the surrounding environment is the best teacher for any child. Often, the good in the surrounding is slowly absorbed when compared to the bad which is absorbed into the character much faster. Since the children are easily exposed to psychoactive substances, the task to de-addict them becomes very difficult and painful. But the fight with the evil must continue. The children need to be rehabilitated and liberated. NJBB is committed to this great and precious task.



Don Bosco Navajeevan
Integrated Counselling Center (N-ICC)
ఆనందానికి... ఆరోగ్యానికి...



నీ తోడు
మానసిక ఐకాస కేంద్రం

Contact No: 9490492020
Timings: 9:30 am to 5:30 pm

NAVAJEEVAN BALA BHAVAN
PB. 507, #24-3-35, Andhra Ratna Road, Bavajojet 1st Line
Vijayawada - 520 003, Andhra Pradesh, India



GUD SURVEY GADGET USE DISORDERS (GUD)

General Background

Navajeevan Bala Bhavan has been the pioneer in many initiatives taken towards the rescue and rehabilitation of children in need of care and protection. Besides running CCIs and skill training centres, NJBB has taken a step forward to provide them with professional counselling services that would bring a paradigm shift in their orientation towards a sustainable future. The sole aim is to make them come out of their fears, aberrations, conflicts and addictions and lead healthy, peaceful and dignified lives.



PURPOSE

A survey is taken up by NJBB to analyze and understand the most common addiction among children and youth i.e., Gadgets addictions and the behavioral changes and disorders that arise as a consequence. The purpose of this study is to find out:

- Types and availability of gadgets
- The general access to internet
- Parental control while using the net
- To understand the ill-effects of excess use of internet – mental and physical health problems
- The reasons for getting addicted
- The motivation levels, the determination and the efforts put in to come out of such addictions
- The need for counselling services and the accompaniment
- Public awareness on GUD

AUTHENTICITY OF THE SURVEY

The survey forms are prepared by N-ICC with the help of professional counsellors and on-call psychiatrists. Training on the survey modalities is given to the team working in N-ICC and NJBB Outreach. The team visited local slums, bastis and market places in Vijayawada and randomly picked the target group – youth and children – and filled the google form prepared for the survey. In order to avoid manipulations and bring value to the survey, the location of the surveyor is recorded and monitored daily by the analytical team. This survey questionnaire is part of the Psychoactive Substance usage (SUD) questionnaire and so the respondents are all the same.

SAMPLE SIZE

294 Youth & Children	284 Males
	10 Females

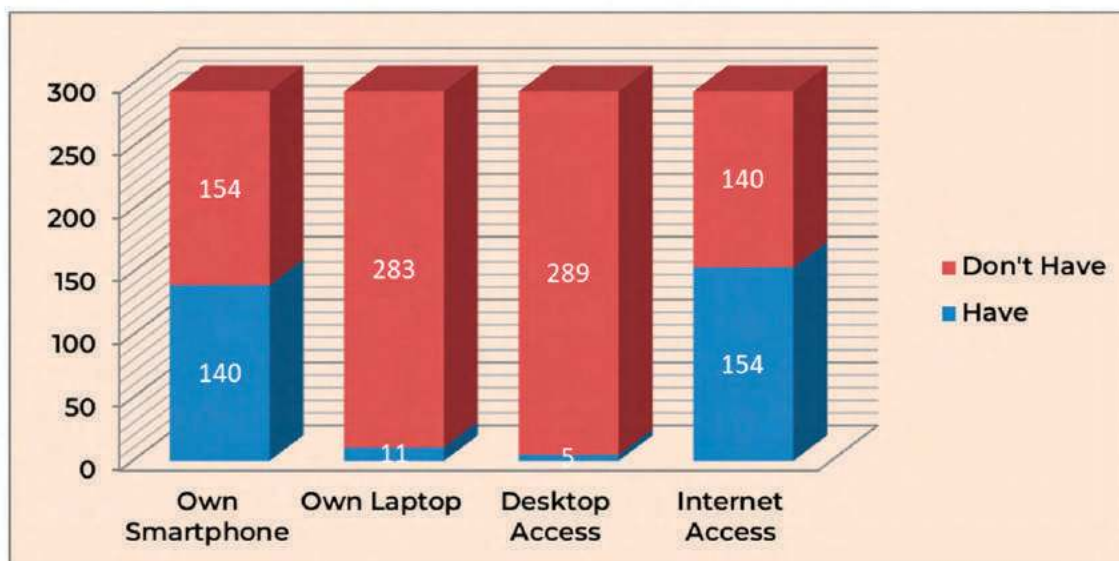
Probability Percentage

A probability of 5% to 8% has to be taken into consideration while developing an action plan as the main questions' answer is 'NO' and subsequent answers are 'YES.'

FINDINGS OF THE SURVEY

A. THE AVAILABILITY OF INTERNET/GADGETS – PERSONALLY OWNED BY INDIVIDUAL RESPONDENTS

Figure 1: Analysis of Gadgets and Internet Availability for own gadgets



From the above diagram, we can conclude that the percentage of personal gadgets owned by the children and youth is 47.65%. This makes us conclude that generally parents are cautious about giving gadgets and in the later part of the analysis, we will understand that as the children grow up and the need to use phone arises, the parents have no other choice than buying a personal gadget to them.

It's a good indication that less than 50% children do not have own gadgets but the internet availability for those gadgets stands at 100%. This is an alarming situation as the addiction to phone begins only because of the internet availability.

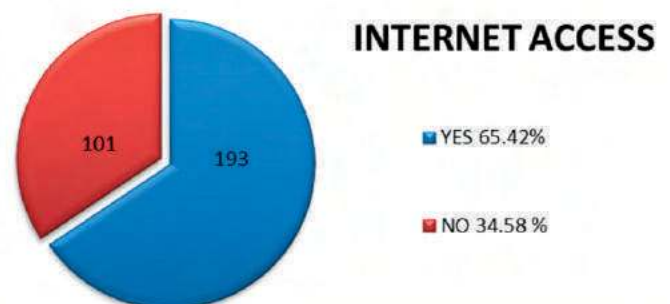
B. ACTIVE INTERNET USERS

In this section, we analyze the data about access to the internet even if the child does not possess a personal gadget. The internet is readily accessible because some recharge for their phones, some borrow internet from others. It brings us to conclude that either they use their gadgets or others' gadgets. Basing on the below table, we can conclude that internet users are about 193 out of 294 which makes it to the total of 65.42%. We can say, in other words that around 66% of respondents have access to a smart gadget with internet facility.

Sl. No.	Internet Access Points	Number	Percentage
1	Personal Phone/gadget	102	52.84 %
2	Mother's Phone	52	26.94 %
3	Father's Phone	22	11.39 %
4	Siblings' Phone	6	3.10 %
5	Friends' Phone	11	5.69 %
	TOTAL	193	100 %

It is to be noted that:

- A majority of children use their own gadgets to access the internet and the second preference is their parents' gadget especially the mother, the third preference is their friends and the last preference is their siblings. We need to understand why certain percentage of children is cautious about using the sibling's gadgets or internet. Is some mischief happening? We need to understand.
- The survey results show that there is no control or monitoring (100%) as the access is free.



C. NUMBER OF HOURS SPENT USING INTERNET – INTERNET ADDICTION

Number of Active Hours of Internet a day	Number of Internet Users	Percentage	Number of Active Hours of Internet a day	Number of Internet Users	Percentage
1 hour	48	24.87 %	5 hours	12	6.21 %
2 hours	35	18.13 %	6 hours	15	7.77 %
3 hours	48	24.87 %	7 hours	5	2.59 %
4 hours	14	7.25 %	8 hours & Above	16	8.29 %

- From the above table, we can conclude that on an average a child is spending 3.26 hours on browsing the internet.
- According to the healthyjournal.com, spending more than 2 hours on internet or phone is called as addiction. If this is taken as a standard, then 110 respondents (56.99%) are addicted to their gadgets.

**Percentage of Gadgets Addiction
(Above 2 Hours of Screen time)**



D. DEEPER UNDERSTANDING INTO GUD ADDICTION

In the following table, an attempt is made to understand the addiction in relation to the total number of internet users which is 193 and in comparison with the number of healthy internet users which is 83.

Sl. No.	Question	Responses YES	Total Internet users	YES Percentage Out of 193	YES Percentage out of 83
1	Preoccupied mind about internet	69	193	35.73 %	83.13 %
2	More time needed for internet	87	193	45.07 %	104.81 %
3	Self controlled but could not	48	193	28.87 %	57.83 %
4	Restless & Depression if no net	105	193	54.40 %	126.50 %
5	Staying longer on internet even if no need	87	193	45.07 %	104.81 %
6	Experience of ill effects of internet addiction – broken relationships, no focus on job, education & career	41	193	21.24 %	49.39 %
7	Physical pain – back pain, headache etc	96	193	49.74 %	115.66 %
8	Mental disturbances – agitation, tension, no focus etc.	14	193	07.25 %	16.86 %
9	Lying to parents about excess use of internet	68	193	35.23 %	81.92 %
10	Using internet as an escaping point to overcome helplessness, guilt, anxiety etc.	30	193	15.54 %	36.14 %
	<ul style="list-style-type: none"> • 193 refers to total active internet users • 83 refers to the cutoff number who are GUD healthy i.e., who spend 1-2 hours on the internet 				

- We have already established that internet addiction is at an alarming stage with 56.99%.
- When comparing the percentages between the healthy internet users and obsessive/addicted internet users, the situation is alarming.

The major ill effects of internet addiction are the following based on the cumulative percentages:

- Restlessness and depression
- Physical pain
- Inclination and strong desire to be on the net only
- Internet preoccupies the mind
- Lying to parents
- Loosing of self control/decline in will power
- Lack of focus – on relationships, study, job, work etc.
- Internet as an escaping point – wanting to be in virtual world rather than in real world

E. GUD STATUS AMONG VARIOUS AGE GROUPS

Possession of Gadgets and Internet :

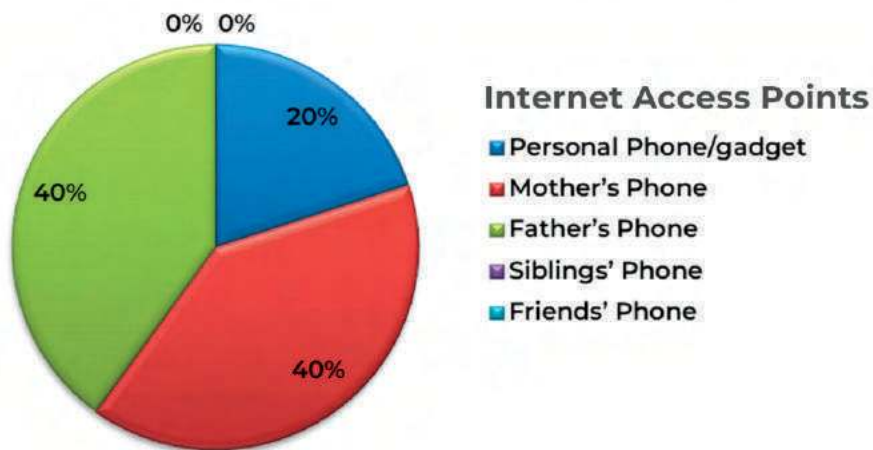
The table below presents the number of children in possession of gadgets and their direct access to internet.

Sl. No.	Particulars	Total Number of Respondents	Personally owns a Gadget	% of own gadgets	Has internet on the gadget	% personally owning internet
1	Age 7 to 10 years	13	1	7.69 %	1	7.69 %
2	Age 11 to 14 years	95	32	33.68 %	20	21.05 %
3	Age 15 to 18 years	157	102	64.96 %	65	41.40 %
4	Age 19 and above	29	21	72.41 %	21	72.41 %

Internet Access and addiction in the age group of 7 to 10 Years:

Out of 13 children only 5 (38.46%) are active users of internet and 8 (61.53%) do not have access to internet.

Sl. No.	Question	Responses YES	Total Internet users	Percentage
1	Preoccupied mind about internet	2	5	40 %
2	More time needed for internet	1	5	20 %
3	Self controlled but could not	2	5	40 %
4	Restless & Depression if no net	2	5	40 %
5	Staying longer on internet even if no need	2	5	40 %
6	Experience of ill effects of internet addiction – broken relationships, no focus on job, education & career	0	5	0 %
7	Physical pain – eye problem, back pain, headache etc	3	5	60 %
8	Mental disturbances – agitation, tension, no focus etc.	1	5	20 %
9	Lying to parents about excess use of internet	1	5	20 %
10	Using internet as an escaping point to overcome helplessness, guilt, anxiety etc.	2	5	40 %



From the above figure we can notice that about 60% children have no access to internet, which is a good sign.

60%

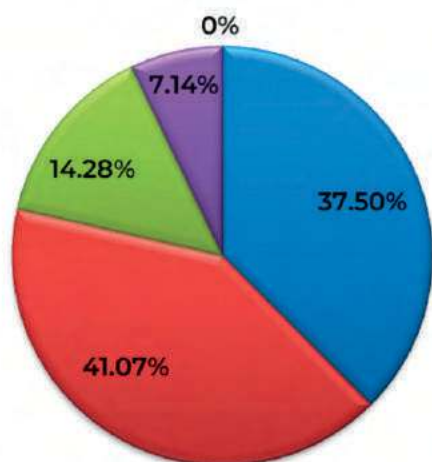
Age 7 to 10 years: GUD Addiction %
60 % (3 out of 5)
*more than 2 hours on internet

The major ill effects in this age group are physical pain especially the eye problem, restlessness, wanting to stay more time on the net, blackmailing to be on the net etc.

Internet Access and addiction in the age group of 11 to 14 Years

Out of 95 children 56 (58.94%) are active users of internet and 39 (41.05%) do not have access to internet.

Sl. No.	Question	Responses YES	Total Internet users	Percentage
1	Preoccupied mind about internet	18	56	32.14 %
2	More time needed for internet	28	56	50.00 %
3	Self controlled but could not	13	56	23.21 %
4	Restless & Depression if no net	38	56	67.85 %
5	Staying longer on internet even if no need	27	56	48.21 %
6	Experience of ill effects of internet addiction – broken relationships, no focus on job, education & career	13	56	23.21 %
7	Physical pain – eye problem, back pain, headache etc	33	56	58.92 %
8	Mental disturbances – agitation, tension, no focus etc.	2	56	3.57 %
9	Lying to parents about excess use of internet	22	56	39.28 %
10	Using internet as an escaping point to overcome helplessness, guilt, anxiety etc.	29	56	51.78 %



Internet Access Points

- Personal Phone/gadget
- Mother's Phone
- Father's Phone
- Siblings' Phone
- Friends' Phone

48.21%

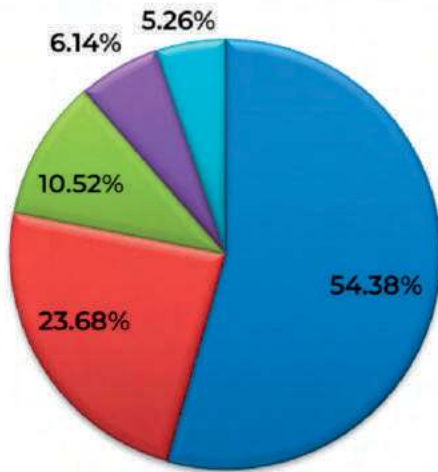
Age 11 to 14 years: GUD Addiction %
48.21% (27 out of 56)
*more than 2 hours on internet

Points to Note: The major ill effects of internet addiction among this age group are restlessness and depression, physical pain, escapism - wanting to be in virtual world rather than real world, lying to parents etc.

Internet Access and addiction in the age group of 15 to 18 Years

Out of 157 children 114 (72.61%) are active users of internet and 43 (27.38%) do not have access to internet.

Sl. No.	Question	Responses YES	Total Internet users	Percentage
1	Preoccupied mind about internet	41	114	35.96 %
2	More time needed for internet	48	114	42.10 %
3	Self controlled but could not	27	114	23.68 %
4	Restless & Depression if no net	56	114	49.12 %
5	Staying longer on internet even if no need	51	114	44.73 %
6	Experience of ill effects of internet addiction – broken relationships, no focus on job, education & career	37	114	32.45 %
7	Physical pain – eye problem, back pain, headache etc	51	114	44.73 %
8	Mental disturbances – agitation, tension, no focus etc.	10	114	8.77 %
9	Lying to parents about excess use of internet	38	114	33.33 %
10	Using internet as an escaping point to overcome helplessness, guilt, anxiety etc.	47	114	41.22 %



Internet Access Points

- Personal Phone/gadget
- Mother's Phone
- Father's Phone
- Siblings' Phone
- Friends' Phone

58.77%

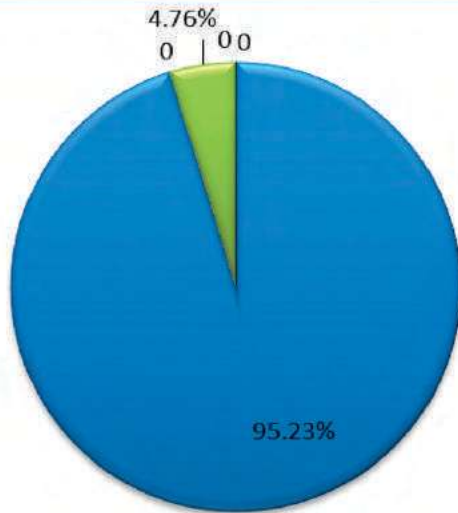
Age 15 to 18 years: GUD Addiction %
58.77%
*more than 2 hours on internet

Points to Note: The major ill effects of internet addiction among this age group are restlessness and depression, physical pain, staying long hours on the net, escapism - wanting to be in virtual world rather than real world, losing focus on important things, lying to parents etc.

Internet Access and addiction in the age group of 19 Year and above

Out of 29 children 21 (72.41%) are active users of internet and 8 (27.58%) do not have access to internet

Sl. No.	Question	Responses YES	Total Internet users	Percentage
1	Preoccupied mind about internet	8	21	38.09 %
2	More time needed for internet	11	21	52.38 %
3	Self controlled but could not	6	21	28.57 %
4	Restless & Depression if no net	9	21	42.85 %
5	Staying longer on internet even if no need	7	21	33.33 %
6	Experience of ill effects of internet addiction – broken relationships, no focus on job, education & career	9	21	42.85 %
7	Physical pain – eye problem, back pain, headache etc	11	21	52.38 %
8	Mental disturbances – agitation, tension, no focus etc.	2	21	9.52 %
9	Lying to parents about excess use of internet	7	21	33.33 %
10	Using internet as an escaping point to overcome helplessness, guilt, anxiety etc.	6	21	28.57 %



Internet Access Points

- Personal Phone/gadget
- Mother's Phone
- Father's Phone
- Siblings' Phone
- Friends' Phone

76.19%

Age 19 and above: GUD Addiction %
 76.19% children
 *more than 2 hours on internet

Points to Note: The major ill effects of internet addiction among this age group are physical pain, restlessness and depression, staying long hours on the net, escapism - wanting to be in virtual world rather than real world, loosing focus on important things, lying to parents etc.

F. OVERVIEW OF EFFECTS OF GUD

INTERNET ADDICTION CURVE

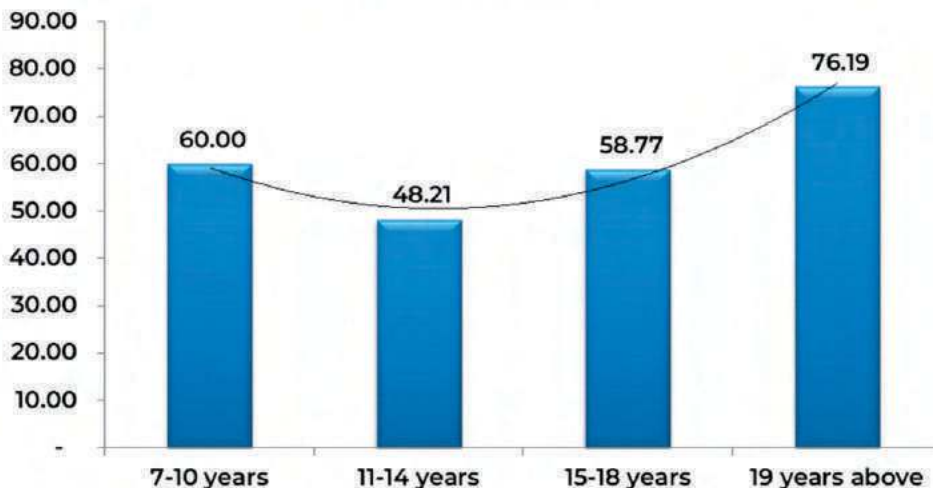


Table: Analysis of Internet Access Points according to Ages

Sl. No.	Internet Access Points	7 to 10 years	11 to 14 years	15 to 18 years	19 years and above
1	Personal Phone/gadget	20 %	37.5 %	54.38 %	95.23 %
2	Mother's Phone	40 %	41.07 %	23.68 %	0
3	Father's Phone	40 %	14.28 %	10.52 %	4.76 %
4	Siblings' Phone	0 %	7.14 %	6.14 %	0
5	Friends' Phone	0 %	0 %	5.26 %	0
	TOTAL	100 %	100 %	100 %	100 %

Note:

- As the age of the children is increasing, they are becoming more dependent on their own personal gadget for internet than on their parents/relatives or friends. Independence to use own internet is seen in the progressive curve. We can just imagine the lack of control on the part of the elders on internet usage as the children grow in age.
- In short, dependency on elders is decreasing and internet independence is increasing.

Table: Analysis of Effects of Internet Addiction according to Ages

Sl. No.	Effects of Internet Addiction	7 to 10 years	11 to 14 years	15 to 18 years	19 years and above	Analysis
1	Preoccupied mind about internet	40 %	32.14 %	35.96 %	38.09 %	Alarming
2	More time needed for internet	20 %	50.00 %	42.10 %	52.38 %	Alarming
3	Self controlled but could not	40 %	23.21 %	23.68 %	28.57 %	Alarming
4	Restless & Depression if no net	40 %	67.85 %	49.12 %	42.85 %	Steady
5	Staying longer on internet even if no need	40 %	48.21 %	44.73 %	33.33 %	Good sign
6	Experience of ill effects of internet addiction – broken relationships, no focus on job, education & career	0 %	23.21 %	32.45 %	42.85 %	Alarming
7	Physical pain – eye problem, back pain, headache etc	60 %	58.92 %	44.73 %	52.38 %	Steady
8	Mental disturbances – agitation, tension, no focus etc.	20 %	3.57 %	8.77 %	9.52 %	Alarming
9	Lying to parents about excess use of internet	20 %	39.28 %	33.33 %	33.33 %	Steady
10	Using internet as an escaping point to overcome helplessness, guilt, anxiety etc.	40 %	51.78 %	41.22 %	28.57 %	Good sign

Note: As the age is increasing...

- The overall preoccupation with the internet and the time on it is increasing
- The mental ability to stay focused is decreasing
- Self control to avoid the internet is also decreasing slightly
- Restlessness and depression are decreasing slightly which is a good sign
- Lying about the internet usage to parents is steadily maintained
- Escapism mentality is also decreasing
- Physical pain is experienced significantly across the age groups
- A steady and alarming increase in the deterioration of relationships, effectiveness in job, in study. Children are more agitated and tensed as they use gadgets and internet
- Generally, the children want to stay connected on the phone/gadgets

G. WAY FORWARD

A Few Suggestions

- Educating the child regarding the moderate use of the gadgets and internet
- Helping the children to prioritize and value the choices available
- Awareness on effects both physical and mental
- Symptomatic treatment to anger, tension, guilt, anxiety, helplessness etc.
- Suggesting alternate methods of learning
- Engaging in extracurricular activities especially in groups
- Pranayama to make the children learn to focus and concentrate on the most important things of life
- One to one and group counselling sessions after analyzing the addiction levels

CONCLUSION

Every child is precious and valuable. They are like blank slates on which we can write anything. It is no doubt that the surrounding environment is the best teacher for any child. Often, the good in the surrounding is slowly absorbed when compared to the bad which is absorbed into the character much faster. Since the children are easily exposed to gadgets and the internet, the task to de-addict them becomes very difficult and painful. But the fight with the evil must continue. The children need to be rehabilitated and liberated. NJBB is committed to this great and precious task.



AWARDS & APPRECIATIONS

NJBB efforts are being appreciated and awarded by Government Authorities



VOLUNTEERING AT NJBB

Developing social
consciousness for a
better tomorrow

Volunteering at NJBB is a unique opportunity for socially conscious individuals across the globe who commit their skills and expertise to make Navajeevan Bala Bhavan's vision of a child friendly society. The cross cultural exchange programme is organized among Don Bosco Network Institutions across the globe with an aim to deepen young volunteering adults' love for the society. Various Social Institutes, Colleges and Universities offering Graduate Courses in Social Work regularly send their students for a living experience and learning.



12

volunteers

135

BSW students

21

MSW students



THANK YOU BENEFACTORS & PARTNERS



MISEREOR
IHR HILFSWERK



 terre des hommes
Help for Children in Need



DON BOSCO
MISSION BONN



DON BOSCO
MISSION
AUSTRIA

Diözese
**ROSENBURG-
STUTTGART**



DIE STERNSINGER
KINDERMISSIONSWERK



misan cara
Mission Support from Ireland



Don Bosco Mission Office in Canada
Reaching out to Salesian Missions Worldwide

ONE WORLD

- Friends of Navajeevan Germany
- British supporters of Navajeevan Bala Bhavan

- Friends of Germany
- Friends of Switzerland
- Friends of Austria
- Marcus Foundation

THANK YOU BENEFACTORS & PARTNERS




Nannapaneni Sadha Siva Rao - Vice Chairperson from Natco helped Chiguru to renovate multipurpose Hall



May God bless you with a happy heart and mind,
a peaceful spirit and good times to remember.

NJBB FUTURE PLANS

Committed to scale new heights in service to the most marginalized communities and children



50 Bedded De-Addiction Center

Responding to the need of the hour, NJBB hopes to address the growing menace of addictions among children and young at risk (Drugs, Alcohol, Nicotine/ Tobacco, Weed etc.) by strengthening existing Vimukti - Bosco De-addiction Centre with full-fledged infrastructural facility to carry out psychosocial rehabilitation through detoxification, therapies, motivational support/conversations and life style changes.



Preparation for Competitive Exams

The power to excel displayed by the children has amazed NJBB over the past years and left every successive directors to think aloud and respond to the higher need of support to prepare and appear for competitive examinations and get selected for top most posts in Government and Non-Government sector. Sporadic and partial support extended so far needs to be streamlined to provide consistent and continuous support to the passionate candidates to achieve their dream jobs.



Intensive Training in Sports

Interdisciplinary activities especially in the fields of sports and games is sought by DBNJ to train interested resident rehabilitated children with coaching facilities. This platform will ensure job placement under sports quota in Government sector.



Strengthening Skill Training Programs

Capacity building of beneficiaries remained a sole concern for NJBB. Efforts to train the youngsters in skills in other NGO institutions received mixed results. Initiatives are underway to set up a unit to impart skill training programmes to achieve professional skilling coupled with life skills training.

PROMOTIONS & CAMPAIGNS



Promoting Jute Bags : A step towards plastic free world and women empowerment.



Fostering financial discipline and saving mentality among children.

SUCCESS STORY ANAND - BANK MANAGER

From Thatched Roof to
Concrete Shades

“Navajeevan was a career bank and a credit card to my life. It deposited millions of opportunities.”



I was a son of the sea, a relative of the waves and a victim of floods. The strength of the wave cannot be estimated until it devours one's life by splashing away the cherished dreams creating ripples of problems.

Financial crisis was one such wave that hit my family after my father left the steering wheel. My mother started to sail but soon I realized that I was overburdening the boat, my family. I decided to jump off the boat and run away to a place without knowing the destiny.

I reached Vijayawada by train and started to pick the old rags, papers, empty bottles and looked for something precious in the thrash. The heaps of plastics, piles of torn papers and the stinking garbage mountains were of more value to me as they filled my stomach. I was too young to earn money, had too little strength to go under the scorching sun. I became pale and feeble, turned lean and unrecognizable. I had to undergo this type of life I never imagined.

The time of grace just dawned on me as the Navajeevan team spotted me carrying a heap of waste materials on my back. I never expected that there will be a day in my life

where I would be under a concrete roof with free daily food with bonus emotional support. I got free love, free care and free time to dance, watch television, and learn to do craft and art work.

Soon I realized that I was too lucky to be in this Navajeevan family as they gifted me education. I was admitted in Chiguru for bridge school and later on into regular schooling. I never failed the trust placed by NJBB as I made use of whatever support needed to soar to new heights in my education. I got a job in Indian Bank after qualifying in the tough Bank Examinations. Now, I am working as a Bank Manager earning a considerable amount which I never knew, I would. I am happily married and brought my mother and sister on board to sail smoothly with no fear of the waves.

I visit often this holy place 'Navajeevan' regularly to spend time with the children and recall the memories that stay fresh and close to my heart. The enormous privileges I enjoy today are all because of the tiny seed of faith they put in me. Indeed, I am indebted to Navajeevan Bala Bhavan, Vijayawada.

SUCCESS STORY BITRA PRASANNA SOFTWARE EMPLOYEE

From Loneliness to
Contentment and
Companionship

“
Navajeevan embraced me
and gave me a big family
”



Suffering is not a small word for me, but it is a feeling loaded with pain, tears, sleepless nights, and moments of loneliness and moreover, deep longing for belonging to someone or some family. I became an orphan at a very young age after my both parents' death. I felt I am left alone with my sister in the world in spite of many relations. No one had a heart even to lend a little finger to help us cling on to it at least momentarily in that very painful and agonizing moment. Our tiny hearts were deeply wounded as we heard the whispers of relatives discussing to get rid of us.

Me and my sister were taken against our wish to the CWC Krishna District and got us surrendered to the care of the Government, who further sent us for rehabilitation in Navajeevan Bala Bhavan, Vijayawada. The welcoming smiles of care mothers attracted me so much and my return smile, I never thought, would remain throughout my stay

at NJBB. But thanks to the lovely fathers and staff who helped me to be cheerful all the time. After my regular schooling, I chose to pursue B. Tech in Civil Engineering in a prestigious college and I remained always a topper in studies. The accolades, presents and the claps I received in my studies prove what NJBB stands for in their service to the most vulnerable children like me. The career counselling offered by the experts team of NJBB helped me to complete expensive coaching needed for securing good job.

I secured a job recently in Amazon as a trainee in virtual customer service with a package of more than two lakhs per annum. I am proud to say that my rebirth happened at NJBB where every staff wanted to see me happy and smiling. I owe a lot to Navajeevan for accepting me to be part of this large and loving family. Truly, this is my real home!

VOICE OF THE GOVERNING BODY



Fr. Thomas Santiagu, SDB
INH Provincial & President

The work for young at risk is a flagship programme of the Province of Hyderabad and I am happy to remember the kind act of Fr. C. Thomas - "a conversation of hope," happened 50 years ago, with an orphan and physically challenged boy shivering in cold looking for help and care. As his heart moved to attend to the plight of such youngsters, like wise many Salesian hearts embraced the same charism in the subsequent years and became champions of young at risk work in India. I wish and pray that Don Bosco Navajeevan Bala Bhavan's young at risk activities thrive to new heights with lasting impact.



Navajeevan is a home for children of various backgrounds but the unity and bonding they manifest is an amazing experience for me.

-Br. Vincent Castilino, SDB
INH Economer & Member



The past year has been a year of excitement for me as I was able to feel the happy smiles of children in spite of great deprivation of love from their own blood relations. I sincerely admit that through the loving efforts and cooperation of the committed staff, NJBB ignited these young minds to be ready to learn, excel and enjoy happy childhood.

-Fr. Nali Anthaiah, SDB
Director - NJBB Education Department




NJBB has been consistently creating an ambience where the child grows and develops to his/her full potential. The enormous success stories are an example of the 'push' NJBB has given to these youngsters over the years through the kind generosity of individual donors and funding groups.

-Fr. Putti Thambi Joseph, SDB
Director - NJBB Finance Department



Visit of Rev. Fr. Angel Fernandez Artime, SDB
Rector Major of Salesians of Don Bosco on 26.02.2023



Address:

DON BOSCO NAVAJEEVAN BALA BHAVAN
24-3-35, Bavajipet 1st Lane
Andhra Ratna Road
Vijayawada, Andhra Pradesh