

SCHEDULE VIII [Vide Rule 17 (1)]

Registration No. F 5319 (Pune)

Name of the Public Trust: ACTION FOR AGRICULTURAL RENEWAL IN MAHARASHTRA
 RAISONI PARK, BUILDING NO.2/23 A-B, MARKETYARD, PUNE 411 037.
 BALANCE SHEET AS AT 31st MARCH 2018

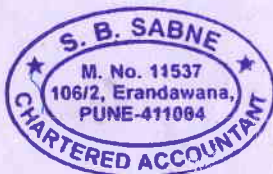
FUNDS AND LIABILITIES	Sch.	AS AT 31ST MARCH 2018	AS AT 31ST MARCH 2017	PROPERTY AND ASSETS	Sch.	AS AT 31ST MARCH 2018	AS AT 31ST MARCH 2017
Trusts Funds or Corpus	-	61,180.65	61,180.65	Immovable Properties [at cost]	C	153,76,776.00	157,34,561.00
Other Earmarked Funds - (Created under the Provisions of the Trust Deed or Scheme or out of the Income)	A	566,09,025.46	535,82,575.46	Investments	D	229,29,987.00	183,86,283.00
Loans (Secured or Unsecured) From Trustees From Others:				Movable Properties	E	59,06,437.00	31,63,079.00
Liabilities	B			Loans (Secured or Unsecured)			
For Expenses		53,22,081.08	33,08,972.00	Loan Scholarships			
For Funds		1088,58,348.00	113,64,757.49	Other Loans			
For Rent and Other Deposits		10,55,217.00	10,63,969.00	Advances	F		
For Sundry Credit Balances		34,53,960.85	20,87,210.00	To Trustees		-	-
				To Employees		5,47,215.00	4,07,204.10
				To Contractors		-	-
				To Lawyers		-	-
				To Others		299,53,539.93	276,97,758.62
				To Sundry Deposits		1,21,389.00	1,27,259.00
				Income Outstanding			
				Rent		-	-
				Interest	D	11,67,422.92	5,93,356.24
				Other Income		-	-
				Cash & Bank Balance			
				[a] In Current Account		-	-
				[b] In Saving Account	G	1046,94,890.02	101,33,246.18
				[c] With the Trustees		-	-
				[d] Cash on Hand		75,116.36	44,736.13
Income & Expenditure Account							
Balance as per last Balance sheet		48,18,818.67	29,41,255.60				
Net Surplus during the year		5,94,141.52	18,77,563.07				
		54,12,960.19	48,18,818.67				
Total		1807,72,773.23	762,87,483.27	Total		1807,72,773.23	762,87,483.27

As per my report of even date

The above Balance Sheet to the best of my / our belief contains a true account of the Funds and Liabilities and of the Property and/ Assets of the Trust.

Chartered Accountants
Auditors

For Trustee's



Chairperson
Chairperson



Treasurer
Treasurer

Dated at - 15.09.2018

ACTION FOR AGRICULTURAL RENEWAL IN MAHARASHTRA - (AFARM) PUNE

(Amounts in Rs)

SCHEDULE 'A'

OTHER EARMARKED FUNDS

SR.NO.	TITLE OF THE FUNDS	Opening Balance as on 01.04.2017	Receipts/Tranfers during the year	Payments/Transfer during the year	BALANCE AS ON 31.03.2018
1	Capital Fund (Assets Created out of the project funds)	215,36,259.74	29,24,366.00	-	244,60,625.74
2	Reserve Fund	309,26,015.60	-	-	309,26,015.60
3	Gramin Vikas Karyakarta Vikas Fund	1,56,305.00	-	-	1,56,305.00
4	Staff Welfare Fund	8,04,666.95	1,02,084.00		9,06,750.95
5	Disaster Relief Fund	1,59,328.17	-		1,59,328.17
		535,82,575.46	30,26,450.00	-	566,09,025.46



DETAILS OF LIABILITIES.

A	Liability in respect of Funds created for implementation of specific objectives/programme	List Nos.	Balance as at 31.03.2018	Balance as at 31.03.2017
1	Under the object of Relief of Poverty			
1.1	Central Discretionary Fund (Christian Aid Fund)		2,83,982.86	3,19,332.86
1.2	Reducing Vulnerability of the Rural Communities from the Distress Dist. in Vidharbha Region of Maharashtra State		-	709.47
1.3	Special Initiative for Poverty Reduction & Food Security Project (Beed & Solapur)-		60,209.78	4,29,436.84
1.4	Water Conservation Project - I		52,37,001.00	58,21,788.00
1.5	Water Conservation Project - II		680,03,646.90	-
1.6	Water Conservation Project - II-People Contribution		21,56,896.30	-
1.7	Monitoring, Evaluation, Learning Documentation of IWMP Projects -(VWDA)		-	30,03,753.00
1.8	CAIM Project - Project Management Unit - Amravati		4,21,105.00	4,21,105.00
	Total		761,62,841.84	99,96,125.17
2	Under the Object Advancement of Education			
2.1	AFARM Core Training programme Fund (Christian Aid Fund)		41,668.84	1,92,281.50
2.2	Programme Cell Fund		21,878.07	21,878.07
2.3	Enhancing Livelihood Security for the Rural Women in Maharashtra through Sustainable Agriculture & Enterprenurship Development		270,00,000.00	-
2.4	Financial & Digital Litercy of Rural Women in Maharashtra - Digital Sakhi Project		49,27,278.00	-
2.5	Mahila Kisan Sashktikaran Pariyojana -(MKSP)		-	39,611.00
2.6	Farmers Training under Organic Farmer		-	3,80,000.00
2.7	Capacity Buildings of CSO's/PRI's for Climate Change Adoption		-	62,452.00
	Total		319,90,824.91	6,96,222.57
3	Under the object of Watershed Development			
3.1	Participatory WSD Programme Fund (Christian Aid Fund)		6,72,409.75	6,72,409.75
3.2	Ghod River Basin Development Programme		32,271.50	-
	Total		7,04,681.25	6,72,409.75
	Total - A		1088,58,348.00	113,64,757.49
B	Liabilities for Expenses - Please Refer List of Sch.H.			
4.1	Liabilities for Expenses	1	50,04,673.08	27,05,636.00
4.2	Sundry Creditors Balances		34,53,960.85	20,87,210.00
4.3	Liabilities - Payable to staff against expenses.	2	90,362.00	29,547.00
4.4	Liabilities - Payable to staff against Gratuity		2,27,046.00	5,73,789.00
	Total - B		87,76,041.93	53,96,182.00
C	Other Liabilities			
5.1	Security Deposit from - ALF Design Consultant Pvt.Ltd.		1,50,000.00	1,50,000.00
5.2	Security Deposit from - S.B.Warehousing & Logistics Pvt. Ltd.		2,00,000.00	2,00,000.00
5.3	Staff Service Deposits	3	6,12,344.00	5,48,743.00
5.4	Retention Deposit from Vendor & Contractor - ITC/AWO/WCP Projects	1	92,873.00	1,65,226.00
	Total - C		10,55,217.00	10,63,969.00
	Total - B+C		98,31,258.93	64,60,151.00
	Grand Total - A+B+C		1186,89,606.93	178,24,908.49



ACTION FOR AGRICULTURAL RENEWAL IN MAHARASHTRA - (AFARM) PUNE

List No.1

As referred to in Schedule B annexed to Balance Sheet as at 31.03.2018


Sr.No.	Particulars	Closing balance for 31/03/2018
A	<u>Liability for Expenses</u>	
1	Liability for Expenses	26,85,543.00
1	Ex-Gratio Payable	49,820.00
2	Gratuity Payable	43,055.00
3	ITC - People Contribution	4,78,486.00
4	Professional Tax	15,525.00
5	TDS Payable Consultant - 10%	21,372.00
6	TDS Payable - Contractor - 1%	1,40,101.00
7	TDS Payable on Salary - 2017-18	71,160.00
8	S GST - 9%	5,59,626.04
9	C GST -9%	5,59,626.04
10	Staff Provident Fund	2,35,002.00
11	Sampark Sanstha Fee -2018- 19	300.00
12	Income 18-19	46,327.00
13	Income 19-20	1,000.00
12	GRBP - Project.	7,324.00
14	Silai school - Travel Reimbursement to Partner	90,406.00
		50,04,673.08
B	<u>Sundry Creditors</u>	
1	Ghod River Basin Project - Payables	2,73,307.00
2	Participatory Watershed Development & Ground Water Management - Payable	9,06,945.00
3	Water Conservation Project - I- Payables	2,70,477.00
4	Water Conservation Project - II - Payable	57,655.00
5	Digital Sakhi Project - Payable	1,03,392.00
6	Mahila Kisan Sashktikaran Pariyojana -(MKSP) - Payable	12,74,475.85
7	SAIRAM Travels	1,485.00
8	MACP-Arg. M. Expert - Satara	15,000.00
9	Mr.Kundan Salunke	12,291.00
10	Mrs. Varsha Patil	5,420.00
11	Yahmogi Adiwasi Bahuudeshiya Vikas Sanstha	400.00
12	Kisan Mitra Central India - Amravati	15,000.00
13	Child Rights Alliance - Amravati	15,000.00
14	Mr.Jaywant Nagu Vitekar	2,45,979.00
15	C.D.Dhorkule Engineers & Contractors	18,380.00
16	Astitwa Samaj Vikas Sanstha	15,004.00
17	Mrs.Tejaswini Dhomse -Sawai	40,000.00
18	AERF - Pune	30,000.00
19	ACWADAM-Pune	1,53,750.00
		34,53,960.85
C	<u>Retention Deposit from Vendor & Contractor - ITC/AWO/WCP Projects</u>	
1	Deep Constructions	6,438.00
2	Dnyandev Developers	7,159.00
3	Jai Kisan Enterprises	6,905.00
4	Mr.Jaywant Nagu Vitekar & P.E.Shelke	13,499.00
5	Shivshaktee Enterprises	5,428.00
6	Institute for Integrated Rural Development (IIRD) - Aurangabad	53,444.00
		92,873.00
		85,51,506.93



List No.2

As referred to in Schedule B annexed to Balance Sheet as at 31.03.2018

Sr.No.	Name of Staff	Balance as at 31.03.2018
1	Mr. Avinash Mahajan	3,200.00
2	Mr. Jagdish Mohdure	899.00
3	Mr. Pratap Mote	15,168.00
4	Mr. Rahul Panchbhai	27,518.00
5	Mr. Sanjay Kalane	3,600.00
6	Mr. Sanjay Madavi	1,630.00
7	Mr. Subhash Tamboli	431.00
8	Mr. Tabaji Kapse	37,916.00
	Total	90,362.00
	Death Cases	
1	Mr. Ashish Kute - Gratuity Payable	2,27,046.00
	Total	2,27,046.00
	Grand Total	3,17,408.00



As referred to in Schedule B annexed to Balance Sheet as at 31.03.2018

Sr.No.	Name of Staff	Balance as at 31.03.2018
1	Mr.Amit Mhetre - Service Deposit	8,000.00
2	Mr.Anand Patil- Service Deposit	8,398.00
3	Mr.Aniket Newase - Service Deposit	6,000.00
4	Mr.Anil Gaikwad- Service Deposit	8,247.00
5	Mr.Aniruddha Bhatkar - Service Deposit	5,100.00
6	Mr.Ashok Parekar -Service Deposit	2,880.00
7	Mr.Avinash Mahajan - Service Deposit	9,600.00
8	Mr.Balaji Kadam - Service Deposit	10,836.00
9	Mr.Bhagwan Ramane - Service Deposit	4,680.00
10	Mr.Bhojraj Shende - Service Deposit	7,500.00
11	Mr.Chandrashekhar Chandane - Service Deposit	6,000.00
12	Mr.Dattatrya Dahibhate - Service Deposit	5,465.00
13	Mr.Dipak Bhongade - Service Deposit	3,400.00
14	Mr.Hanumant Dudhane - Service Deposit	7,658.00
15	Mr.Jagdish Mohudare - Service Deposit	6,684.00
16	Mr.Juberpasha Tamboli - Service Deposit	5,052.00
17	Mr.Kiran Paradeshi - Service Deposit	3,780.00
18	Mr.Kumar Bhoje - Service Deposit	2,000.00
19	Mr.Mahesh Sadatpure - Service Deposit	5,050.00
20	Mr.Mahesh Vasaikar- Service Deposit	15,000.00
21	Mr.Manoj Jadhav - Service Deposit	8,585.00
22	Mr.Niranjan Bulbule - Service Deposit	2,880.00
23	Mr. Pradeep Kshirsagar - Service Deposite	20,150.00
24	Mr.Rahul Daphal - Service Deposit	5,100.00
25	Mr.Rahul Gavhane - Service Deposit	6,000.00
26	Mr.Rahul Meshram - Service Deposit	8,120.00
27	Mr.Rahul Padole - Service Deposit	7,358.00
28	Mr.Rahul Panchbhai - Service Deposit	3,000.00
29	Mr.Rajendra Ghodke - Service Deposit	3,750.00
30	Mr.Raju Bhilare - Service Deposit	4,700.00
31	Mr.Rameshwar Kalwale - Service Deposit	6,246.00
32	Mr.Ram Jadhav - Service Deposit	6,200.00
33	Mr.Ramkrishna Babar - Service Deposit	7,000.00
34	Mr.Ravindra Asre - Service Deposit	13,600.00
35	Mr.Ravindra Mugadkar - Service Deposit	1,000.00
36	Mr.Rupesh Parghane - Service Deposit	5,100.00
37	Mr.Sachin Patil - Service Deposit	5,000.00
38	Mr.Sachin Pokale - Service Deposit	1,000.00
39	Mr.Sachin Sawarkar - Service Deposit	10,836.00
40	Mr.Sagar Yembedwar - Service Deposit	8,255.00
41	Mr. Sambhaji Patil - Service Deposite	13,050.00



Sr.No.	Name of Staff	Balance as at 31.03.2018
42	Mr.Sandip Balwe - Service Deposit	6,000.00
43	Mr.Sanjay Madavi - Service Deposit	7,320.00
44	Mr. Sanjay Shinde - Service Deposite	10,800.00
45	Mr. Santosh Pawar - Service Deposite	9,200.00
46	Mr.Savata Dudhal - Service Deposit	10,200.00
47	Mrs.Chhaya Dedge - Service Deposit	7,265.00
48	Mrs.Ganga Jambhulkar - Service Deposit	3,900.00
49	Mr.Shantaram Sakore - Service Deposit	8,100.00
50	Mr.Shivaji Kendre - Service Deposit	15,000.00
51	Mr.Shyam Wade - Service Deposit	4,500.00
52	Mrs.Jyoti Jadhav -Khune - Service Deposit	5,220.00
53	Mrs.Kavita Karamपुरी - Service Deposit	12,000.00
54	Mrs.Pratiksha Kulkarni - Service Deposit	5,000.00
55	Mr. Pradeep Salave - Service Deposite	13,948.00
56	Mr.Prashant Gund - Service Deposit	15,000.00
57	Mrs. Rashmi Dixit - Kale - Service Deposite	13,800.00
58	Mrs.Rohini Karmudi - Service Deposit	11,400.00
59	Mrs.Smita Vishwad - Service Deposit	4,754.00
60	Mrs.Sneha Mhaske - Service Deposit	10,000.00
61	Mrs. Sunita Chhajalane - Service Deposite	8,800.00
62	Mrs.Sunita Newase - Service Deposit	4,100.00
63	Mr.Subhash Tamboli - Service Deposit	13,155.00
64	Mr.Sumant Shinde - Service Deposit	9,000.00
65	Mr.Suraj Gupta - Service Deposit	3,000.00
66	Mr.Sushil Samudre - Service Deposit	12,000.00
67	Mr.Swapnil Khandare - Service Deposit	11,570.00
68	Mr.Tabaji Kapse - Service Deposit	14,500.00
69	Mr.Tilakchand Katre - Service Deposit	3,000.00
70	Mr.Umesh Gurav - Service Deposit	10,820.00
71	Mr.Vikrant Dehankar - Service Deposit	17,400.00
72	Mr.Vinayak Garde -Service Deposit	10,000.00
73	Mr.Yogesh Tale - Service Deposit	6,000.00
74	Mr.Vijay Vyas - Service Deposit	20,232.00
75	Ms.Seema Shinde - Service Deposit	5,400.00
76	Ms.Sunita Dukare - Service Deposit	5,100.00
77	Ms.Vandana Chavan - Service Deposit	6,600.00
		6,12,344.00



ACTION FOR AGRICULTURAL RENEWAL IN MAHARASHTRA - (FARM) PUNE

(Amounts in Rs)

**SCHEDULE 'C'
IMMOVABLE PROPERTIES**

Sr.No.	Description	W.D.V.as at 01.04.2017	Addition during the year		Sale/Disposals during the year	Depreciation during the year		W.D.V. As at 31.03.2018
			For More than 6 months	For less than 6 months		Rate %	Amount	
1	Land (At Cost)	14,23,246.00	-	-		-	-	14,23,246.00
3	Buildings	143,11,315.00	-			2.50	3,57,785.00	139,53,530.00
		157,34,561.00	-	-	-	2.50	3,57,785.00	153,76,776.00
	Previous Year -2016-17	161,01,518.00	-	-	-	2.50	3,66,957.00	157,34,561.00

**SCHEDULE 'E'
MOVABLE PROPERTIES**

Sr.No.	Description	W.D.V.as at 01.04.2017	Addition during the year		Sale/Disposals during the year	Depreciation during the year		W.D.V. As at 31.03.2018
			For More than 6 months	For less than 6 months		Rate %	Amount	
1	Vehicles	8,79,823.00	-	-	10,000.00	20.00	1,73,964.00	6,95,859.00
2	Furniture & Equipments	11,44,353.00		51,532.00	-	15.00	1,76,908.00	10,18,977.00
3	IT & Office Equipments	98,425.00	14,49,528.00	48,250.00	-	60.00	73,530.00	15,22,673.00
4	Civil Survey Equipments	10,536.00	54,480.00	-	-	15.00	9,752.00	55,264.00
5	Custom Hiring Equipments	10,29,942.00	-	15,83,722.00	-	15.00	-	26,13,664.00
		31,63,079.00	15,04,008.00	16,83,504.00	10,000.00	-	4,34,154.00	59,06,437.00
	Previous Year -2015-16	24,80,075.00	1,18,545.00	12,11,502.00	89,737.00	-	5,57,306.00	31,63,079.00



ACTION FOR AGRICULTURAL RENEWAL IN MAHARASHTRA - (AFARM) PUNE

SCHEDULE 'D'

INVESTMENTS (EARMARKED FUNDS INVESTMENTS)

Sr.No.	Description	BALANCES AS ON 31.03.2018		BALANCES AS ON 31.03.2017	
		Principal Amount	Interest Accrued	Principal Amount	Interest Accrued
MAIN A/C. FIXED DEPOSIT					
1	Bank of Baroda,Pune-camp Branch (Pledged for Bank Gurantee for MELD Project)	21,86,745.00	1,37,383.00	21,63,120.00	23,625.00
2	Bank of Baroda,Pune-camp Branch (Pledged for Bank Gurantee for MELD Project)	8,83,675.00	41,478.00	8,58,104.00	25,571.00
3	Bank of Baroda,Pune-camp Branch	8,86,436.00	57,083.00	8,42,192.00	44,244.00
4	Bank of Baroda,Pune-camp Branch	17,76,739.00	1,14,413.00	16,88,057.00	88,682.00
5	Bank of Baroda,Pune-camp Branch (Pledged for Bank Gurantee for MELD Project)	17,76,739.00	1,14,412.00	16,88,057.00	88,682.00
6	Bank of Baroda, Pune-camp Branch	6,03,517.00	31,138.00	6,02,375.00	1,142.00
7	Bank of Baroda, Pune-camp Branch (Gramin Vikas K.Puraskar Fund)	1,07,663.00	7,656.00	1,00,673.00	6,990.00
		82,21,514.00	5,03,563.00	79,42,578.00	2,78,936.00
GROUP GRATUITY SCHEME - BANK OF BARODA, GULTEKADI BR.					
1	Bank of Baroda,Gultekadi Branch - Short Term Deposit	10,00,000.00	61,360.00	-	-
		10,00,000.00	61,360.00	-	-
1	Bank of Baroda,Latur Branch	4,38,286.00	-	4,11,775.00	-
		-	-	-	-
ADVANCEMENT OF EDUCATION					
1	Bank of Baroda,Gultekadi Branch - Short Term Deposit	29,42,980.00	1,67,790.00	29,04,877.00	38,103.00
2	Bank of Baroda,Gultekadi Branch - Short Term Deposit	10,34,064.00	67,822.00	10,00,000.00	34,064.00
3	Bank of Baroda,Gultekadi Branch - Short Term Deposit	10,57,586.00	63,123.00	10,33,125.00	24,461.00
4	Bank of Baroda,Gultekadi Branch - Short Term Deposit	10,57,587.00	63,123.00	10,33,126.00	24,461.00
5	Bank of Baroda,Gultekadi Branch - Short Term Deposit	10,52,069.00	60,911.00	10,44,514.00	7,555.00
		71,44,286.00	4,22,769.00	70,15,642.00	1,28,644.00
L&T DIGITAL SAKHI PROGRAMME - BANK OF BARODA, GULTEKADI BR.					
1	Bank of Baroda,Gultekadi Branch - Short Term Deposit	30,00,000.00	1,00,468.00	-	-
		30,00,000.00	1,00,468.00	-	-
FOREIGN CONTRIBUTION - BANK OF BARODA, PUNE-CAMP BR.					
1	Bank of Baroda,Pune-camp Branch	5,32,760.00	31,885.00	5,16,288.00	16,472.00
2	Bank of Baroda,Pune-camp Branch	5,33,141.00	34,409.00	5,00,000.00	33,141.00
		10,65,901.00	66,294.00	10,16,288.00	49,613.00
RELIEF OF POVERTY PROGRAMME					
1	Bank of Baroda,Gultekadi Branch - Short Term Deposit(Pledged to Director of Economics & Statistics - Mumbai.)	60,000.00	1,712.00	-	-
		60,000.00	1,712.00	-	-
G MUTUAL FUNDS					
1	SBI MF Magnum Fund	5,00,000.00	11,256.92	5,00,000.00	1,36,163.24
2	Frankline Templeton India Growth Fund	5,00,000.00	-	5,00,000.00	-
3	Tata Select Equity Fund	5,00,000.00	-	5,00,000.00	-
4	Prudential ICICI Growth Fund	3,00,000.00	-	3,00,000.00	-
5	Principal Growth Fund	1,00,000.00	-	1,00,000.00	-
6	Birla Advantage Fund	1,00,000.00	-	1,00,000.00	-
		20,00,000.00	11,256.92	20,00,000.00	1,36,163.24
		229,29,987.00	11,67,422.92	183,86,283.00	5,93,356.24




ACTION FOR AGRICULTURAL RENEWAL IN MAHARASHTRA - (AFARM) PUNE

SCHEDULE 'F'

(Amounts in Rs)

LOANS & ADVANCES

Sr No	Particulars	As per Lists	BALANCE AS ON 31.03.2018	BALANCE AS ON 31.03.2017
1	Loans and Advances (To Employees)			
1.1	--Against salary	4	5,33,888.00	3,13,766.00
1.2	--For Expenses	5	13,327.00	97,000.00
			5,47,215.00	4,10,766.00
2	Sundry Deposits - Deposits with authorities	6	1,21,389.00	92,879.00
3	Advances :			
3.1	Dues from institutions/authorities against Services	7	207,03,597.10	194,09,579.00
3.2	Advances to Partner NGO's for Project Expenses		90,36,585.50	56,92,633.93
3.3	Sundry Debtors		1,65,370.00	1,62,900.00
3.4	Others		47,987.33	1,28,539.45
	Total		299,53,539.93	253,93,652.38



Advance to Staff for Against Salary

List No.4

As referred to in Schedule F annexed to Balance Sheet as at 31.03.2018

Sr.No.	Name of Staff	Balance as at 31.03.2018
1	Mr. Rohit Kasar - Salary Advance	612.00
2	Mr. Anil Gaikwad - Salary Advance	78,380.00
3	Mr. Balaji Kadam- Salary Advance	33,101.00
4	Mr. Bhojraj Shende - Salary Advance	8,930.00
5	Mr.Jagdish Mohudare - Salary Advance	28,890.00
6	Mr. Juber Tamboli Salary Advance	12,250.00
7	Mr. Kiran Pardeshi - Salary Advance	16,000.00
8	Mr.Niranjan Bulbule - Salary Advance	2,910.00
9	Mr. Rahul Meshram - Salary Advance	12,460.00
10	Mr. Rahul Padole - Salary Advance	43,320.00
11	Mr. Rameshwar Jadhav - Salary Advance	49,040.00
12	Mr. Sagar Yembadwar - Salary Advance	3,525.00
13	Mr.Sambhaji Patil - Salary Advance	13,000.00
14	Mr. Shantaram Sakore - Salary Advance	58,850.00
15	Mrs.Sunita Chajjalane - Salary Advance	18,670.00
16	Mr. Subhash Tamboli- Salary Advance	66,700.00
17	Mr. Swapnil Khandare- Salary Advance	7,950.00
18	Mr. Umesh Gurav - Salary Advance	5,750.00
19	Mr. Vijay Vyas - Salary Advance	73,550.00
	Total	5,33,888.00



Advance to Staff for Expenses

List No.5

As referred to in Schedule F annexed to Balance Sheet as at 31.03.2018

Sr.No.	Name of Staff	Balance as at 31.03.2018
1	Mr. Balaji Kadam	1,275.00
2	Mr. Kiran Pardeshi.	169.00
3	Mr.Pradeep Kshirsagar	1,205.00
4	Mr. Rohit Kasar	9,773.00
5	Mr.Vikram Yadav	905.00
	Total	13,327.00

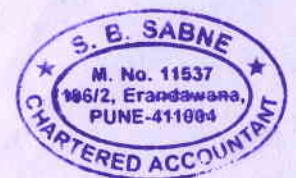


ACTION FOR AGRICULTURAL RENEWAL IN MAHARASHTRS - AFARM

List No.6

As referred to in Schedule F annexed to Balance Sheet as at 31.03.2018


SR.NO.	PARTICULARS	BALANCE AS ON 31.03.2018	BALANCE AS ON 31.03.2017
1	Sundry Deposits with authorities		
1.1	Pune Telephones	4,793.00	4,793.00
1.2	Ranje Training Centre Telephone	1,000.00	1,000.00
1.3	Deposits for EPABX System - Ranje	3,000.00	3,000.00
1.4	Deposits for Coin Box - Latur	1,000.00	1,000.00
1.5	Deposit for One India Plan for Ph.No.24266303	1,000.00	1,000.00
1.6	BSNL	1,100.00	1,100.00
1.7	Arun Enterprises for Gas	500.00	500.00
1.8	Gajanan Gas Services for Gas	1,450.00	1,450.00
1.9	Latur Gas Agency	1,900.00	1,900.00
1.10	M.S.E.B.(Pune)	7,120.00	7,120.00
1.11	M.S.E.B.(Ranje Water Pump)	230.00	230.00
1.12	M.S.E.B.(Ranje Training Centre)	13,355.00	13,355.00
1.13	M.S.E.B.(Shankar Sheth Road Office)	360.00	360.00
1.14	M.S.E.B.(Latur Office)	1,180.00	1,180.00
1.15	M.S.E.B.(Raisoni park Office)	23,470.00	23,470.00
1.16	M.S.E.B.(Shankar Sheth Road Office)	7,500.00	7,500.00
1.17	Ranje Training Centre = Well meter deposit	1,000.00	1,000.00
1.18	MSEDCL - Security Deposite (Shankar Sheth Road Office)	11,630.00	11,500.00
1.19	Cable Deposit	1,300.00	1,300.00
1.20	Brodband Security Deposit - BSNL	3,501.00	3,501.00
2	Deposits with House Owners of Field Offices		
2.1	Shri.Land Developers - Mr.Thune - Ralegaon Office	-	5,000.00
2.2	Mr.Ashish Uttarwar	-	5,000.00
2.3	Mrs.Varsha Sachin Patil - Kolhapur Office	13,000.00	13,000.00
2.4	Mr.Sakharam Phand - Shirur Office	12,000.00	12,000.00
2.5	Mrs.Laxmu Suresh Nikam - Phaltan Office	10,000.00	-
2.6	Mrs.Varsh Mutgekar - Aurangabad Office	-	6,000.00
		1,21,389.00	1,27,259.00



ACTION FOR AGRICULTURAL RENEWAL IN MAHARASHTRS - AFARM
List No.7

As referred to in Schedule F annexed to Balance Sheet as at 31.03.2017


Sr.No.	Particulars	Balance as at 31.03.2017
A	Dues from institutions/authorities towards Projects/programmes and for services provided : (As referred to Sch.F.Sr.No.3 A.)	
1	Vasundhara Watershed Development Agency - VWDA - Pune	49,49,395.00
2	State Commissioner - MGNREGS, - Nagpur	41,96,000.00
3	The Usha International Ltd.	11,73,323.00
4	Cummins India Foundation	7,41,146.10
5	Project Management Unit - Amravati	7,11,513.00
6	District Collector - Nanded	8,20,299.00
7	District Collector - Latur	1,68,261.00
8	SFAC-Small Farmers Agribusiness Consortium	4,79,030.00
9	Executive Engineer - Jalsandharan	4,76,000.00
10	Ministry of Rural Development - Gol	4,43,511.00
11	YASHADA - SRO	3,85,500.00
12	Navajbai Ratan Tata Trust	2,67,703.00
13	Maharashtra State Rural Livelihoods Mission	1,79,100.00
14	Rajiv Gandhi Jalgrahan Prabhandhan Samiti	67,562.00
15	Dist.Project Management Team (DPMT) - Amravati	15,928.00
16	District Rural Development Agency,Hingoli	15,325.00
17	District Rural Development Agency, Jalna	15,325.00
18	District Rural Development Agency Washim	4,880.00
19	District Rural Development Agency-Beed	1,365.00
20	TDS Deducted By Various Institutions receivable from Income Tax Department.	55,92,431.00
		207,03,597.10
B	Advances for Project Expenses	
1	Advances to Partner NGO's for WCP -I Project Expenses	49,43,057.95
2	Maharashtra State Rural Livelihood Mission (MSRLM)	10,99,016.70
3	AFARM-MSRLM-UMED Receivable	4,88,992.00
4	AFARM-MSRLM-UMED	2,23,053.85
5	Advances to Partner NGO's for Digital Sakhi Project Expenses	16,06,492.00
6	Cummins India Foundation	5,60,662.00
7	Water Conservation Project - Phase II	33,985.00
8	Water Conservation Project - Phase I	15,000.00
9	Digital Sakhi Project	12,150.00
10	GaganKirti Education Society Mulund	15,000.00
11	ATHARVA FOUNDATION	15,000.00
12	Vichar Vikas Samjick Sanstha -Varora	15,000.00
13	SI Project Receivables	9,176.00
		90,36,585.50
C	Sundry Debtors	
1	Assitant Regional Providend Fund Commissioner	37,884.00
2	Vibha Vani	33,998.00
3	Aif Design Consultant Pvt.Ltd.	18,770.00
4	AWO- Mobile Advance	12,028.00
5	S.B. Warehousing & Logistics Pvt. Ltd.	10,855.00
6	Yuva Gram Vikas Mandal	10,500.00
7	Jiya Mukti Manav Seva Sanstha	8,230.00
8	NLM Travel & Conveyance - Reimbursable	7,764.00
9	Bank of Bardoa-Gultekadi Branch	6,512.00
10	Sant Gadgebaba Sevabhavi Sanstha Beed	4,500.00
11	Prakalp Sanchalak - Zila Gramin Vikas Yatrana	3,340.00
12	Swayam Shikshan Prayog - Latur	2,875.00
13	All India Institute of Local Self Government	2,400.00
14	Pragati Gramin Mahila Swaymsiddha Sang Belha	2,400.00
15	Gramin Mahila Swayamsiddha -Khed	1,052.00
16	Community Action for Rural Development	1,000.00
17	Parisar Vikas Pratishthan	1,000.00
4	Coro - Mumbai	262.00
		1,65,370.00
3.4	Others	
1	Prepaid Expenses 18-19	30,429.00
2	Service Tax Payable	10,453.00
3	Service Tax Set Off	7,105.33
		47,987.33
		299,53,539.93



SCHEDULE 'G'

ACTION FOR AGRICULTURAL RENEWAL IN MAHARASHTRA - (AFARM) PUNE

SR.NO.	CASH & BANK BALANCES WITH	BALANCE AS ON 31.03.2018	BALANCE AS ON 31.03.2017
	Bank of Baroda -Foreign Contribution Accounts		
1	In S.B.A/c.No.044901000000354 - Pune - F.C.	1,36,284.26	4,009.57
2	In S.B.A/c.No.099001000007489 - Latur	4,408.10	4,312.45
3	In S.B.A/c.No.044901000014268 - Pune- AWO	-	5,249.20
4	IN C. A/c. No.-09880200000678 - Ambejogai Branch	-	4,560.50
5	In S.B.A/c.No.151501000014905 - AWO - SI	49,019.78	1,37,537.84
6	Bank of Maharashtra - S.B.A/c.No.60241653038	2,014.00	2,91,773.00
	Bank of Baroda -Non Foreign Contribution Accounts		
1	In S.B.A/c.No.044901000009109 - Pune	17,42,649.39	9,42,998.24
2	In S.B.A/c.No.015150100010292 -Gratuity A/c.	1,87,008.90	10,14,324.00
3	In S.B.A/c.No.015150100008264 - Relief of Poverty	7,94,352.30	10,20,519.50
4	In S.B.A/c.No.015150100008263 - Education	280,28,323.69	30,88,240.47
5	In S.B.A/c.No.099001000007490 - Latur	4,41,384.05	8,94,815.65
6	In S.B.A/c.No.099001000008676 - Latur	8,174.15	7,938.50
7	In S.B.A/c No.15150100014467 - Digital Sakhi	7,98,781.00	1,579.50
8	In.S.B.A/c. NO. 15150100014589 - MSRLM	90,565.15	40,529.50
9	In S.B.A/c.No.15150100014133 - WCP	680,27,316.90	2,936.46
10	In S.B.A/c.No.044901000013221 - Cummins	3,46,283.00	19,376.50
11	In S.B.A/c.No.015150100008265 - WCP People Contribution	21,56,896.30	63,483.50
12	In S.B.A/c.No.015150100007998 - ITC People	4,79,256.00	4,57,488.00
13	In S.B.A/c.No.0151501000015330 - ITC - GRBP	3,05,578.50	1,79,385.00
	STATE BANK OF INDIA : Main Accounts		
14	In S.B.A/c.No.031916592757- WCP	5,64,420.05	15,81,912.30
15	In S.B.A/c.No.03199707888 - Chandur Railway Branch	3,70,276.50	3,70,276.50
16	Yes Bank S.B.A/c.No.06309460000325	1,61,898.00	-
		1046,94,890.02	101,33,246.18
	CASH ON HAND	75,116.36	44,736.13



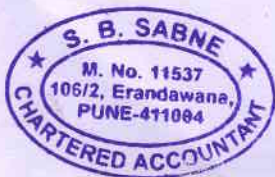
THE BOMBAY PUBLIC TRUSTS ACT, 1950
SCHEDULE VIII (Vide RULE 17 (1))
ACTION FOR AGRICULTURE RENEWAL IN MAHARASHTRA (AFARM) PUNE.
Income & Expenditure Account for the Year ending 31st March 2018

Amounts in Rs

Expenditure					Income		
	For the year ending 31st March 2018	For the year ending 31st March 2017	For the year ending 31st March 2018	For the year ending 31st March 2017	For the year ending 31st March 2018	For the year ending 31st March 2017	
					Rent	9,16,050.00	8,60,554.00
Expenditure in respect of properties	-	-			Interest (Realised / accrued)		
Establishment Expenses	-	-			On General Investments : on		
Remuneration of Trustee and head of the Math	-	-			Fixed Deposits	12,01,606.00	12,96,002.00
Legal Expenses	-	-			Saving Bank Account	2,49,943.30	3,72,251.00
Audit Fee	1,60,100.00	1,70,940.00			Other Interest	1,34,009.00	15,85,558.30
Contribution and Fee	-	-					2,16,674.00
Amounts written off Refer Notes TO Account Point No. 11	6,53,902.00	-			Dividends	3,36,420.19	1,45,403.07
Misc. Expenses	2,014.75	2,750.00			Donations in Cash/ Kind	1,600.00	-
Depreciation	6,66,555.00	9,24,263.00			Profit on sale of assets		7,460.00
Amounts transferred to Reserves or Specific funds	-	-					
Expenditure on the objects of the Trust (as per schedule I attached) : Including Input notional costs.					Income from the services provided for attainment of objects of the Trust (as per schedule I attached) :		
Watershed Development	739,51,180.67	509,28,583.02			Watershed Development	717,45,189.30	488,84,688.00
Relief of Poverty	86,41,201.96	193,98,763.64			Relief of Poverty	94,12,174.02	201,88,183.50
Tribal and Weaker Section Relief	-	-			Tribal and Weaker Section Relief	-	-
Advancement of Education	299,91,081.72	114,53,564.16			Advancement of Education	289,91,567.24	112,75,765.14
Relief of Distress & Flood	-	-			Relief of Distress & Flood	-	-
Medical Relief	-	-			Medical Relief	-	-
Others	39,94,023.31	23,22,556.81			Others	56,65,641.89	38,32,003.00
Excess of Income over expenditure transferred to Balance Sheet	5,94,141.52	18,77,563.08					
TOTAL	1186,54,200.94	870,78,983.71			TOTAL	1186,54,200.94	870,78,983.71

Corresponding Figures for the previous year are regrouped or rearranged wherever necessary, so as to make them comparable with the figures for the current year.


Date : 15.09.2018



As per my separate report of even date.

CHARTERED ACCOUNTANT

Shriya
Chairperson



Shriya
Treasurer

Schedule I
Details of Receipt of grants and Disbursement therefrom for the year ended March 2018

(Amounts in Rs)

	Name of the Programme	Expenditure				Income				
		Watershed	Relief of Poverty	Advancement of Education	Others	Total Expenditure	Watershed	Relief of Poverty	Advancement of Education	Others
1	Watershed Development									
1.1	Water Conservation Programme - I & II	356,46,849.80				356,46,849.80	360,76,655.80			
1.2	Ghod River Basin Development Project	196,19,805.50				196,19,805.50	199,70,305.50			
1.3	Construction of Cement Nala Bund- Karegaon	9,07,756.00				9,07,756.00	9,00,000.00			
1.4	MGNREGS - CFT Project	9,69,941.00				9,69,941.00	13,96,000.00			
1.5	Participatory Watershed & Ground Water Management	133,39,569.00				133,39,569.00	134,02,228.00			
	Amounts carried down in the summary below	704,83,921.30	-	-	-	704,83,921.30	717,45,189.30	-	-	-
2	Relief of Poverty									
2.1	Monitoring, Evaluation, Learning Documents of IWMP Projects - (VWDA)		18,56,529.00			18,56,529.00	33,71,852.52			
2.2	Services Fee for Assessment, Project Preparation, Planning, Monitoring, Evaluation of various project		15,80,868.24			15,80,868.24	7,97,623.00			
2.3	National Level Monitoring of Rural Development programmes -NLM		2,68,240.20			2,68,240.20	7,62,000.00			
2.4	Special Initiative for Poverty Reduction & Food Security Project		44,80,698.50			44,80,698.50	44,80,698.50			
	Amounts carried down in the summary below	-	81,86,335.94	-	-	81,86,335.94	94,12,174.02	-	-	-
3	Advancement of Education									
3.1	State Resource Organization for IWMP Programme - SRO			2,49,170.00		2,49,170.00		3,85,500.00		
3.2	Silai School Programme - (SSP - I, II, & III)			7,00,470.00		7,00,470.00		12,07,161.00		
3.3	Training & Capacity Building Service to various projects.			43,56,110.63		43,56,110.63		37,92,060.58		
3.4	Mahila Kisan Sashaktikaran Pariyojana - (MKSP Project.)			56,66,295.00		56,66,295.00		56,66,295.00		-
3.5	Livelihood Resource Agency Training for IWMP			1,71,662.00		1,71,662.00		2,15,750.00		
3.6	Trainings under Jalyukta Shivar Abhiyan			4,02,270.00		4,02,270.00		4,17,450.00		
3.7	Financial & Digital Literacy of Rural Women In Maharashtra - Digital Sakhi Programme			162,80,873.00		162,80,873.00		162,80,873.00		
3.8	Small NGO Capacity Building			1,50,612.66		1,50,612.66		1,50,612.66		
3.9	Publication of Resource Material Expenses			1,74,223.00		1,74,223.00		3,15,894.00		
3.10	Farmer Training on Organic Farming			3,05,110.00		3,05,110.00				
3.12	Sale of Kitchen Garden Kit									
3.13	Kitchen Garden Programme			1,33,198.00		1,33,198.00		1,90,850.00		
	Amounts carried down in the summary below	-	-	285,89,994.29	-	285,89,994.29	-	286,22,446.24	-	-
4	Common Expenditure									
4.1	Shankar Sheth Road Offices :				1,14,791.00	1,14,791.00				
4.2	Ranje Training Centre				23,20,089.00	23,20,089.00				33,58,898.00
4.3	Marthwada Regional Training Centre - Latur				12,85,337.50	12,85,337.50				16,57,110.00
4.4	Income from Others									
4.4.1	AFARM Membership Fee									41,200.00



Schedule I
Details of Receipt of grants and Disbursement therefrom for the year ending 31 March 2018

(Amounts in Rs)

	Name of the Programme	Expenditure				Income				
		Watershed	Relief of Poverty	Advancement of Education	Others	Total Expenditure	Watershed	Relief of Poverty	Advancement of Education	Others
4.4.2	Misc Income									
4.4.3	Manpower Cost & Training Material Exp					-				24,928.69
4.4.4	Newsletter Subscription					-				16,760.00
4.4.5	Sampark Sanstha Fee					-				2,205.00
4.4.6	Vehicle Income					-				58,200.00
4.4.7	Institution Overheads to AWO,MSRLM, MGRNREGS, Digital Sakhi					-				3,46,135.00
4.4.8	FCRA Return & Renewation Charges					-			3,69,121.00	
4.4.9	Other Income					-				7,050.00
						-				83,155.20
4.5	Comman Expenditure					-			3,69,121.00	5,79,633.89
4.5.1	Administration charges on PF					1,27,902.00	1,27,902.00			
4.5.2	Advertiesment					17,856.00	17,856.00			
4.5.3	Bank Charges					4,318.70	4,318.70			
4.5.4	Consultancy Charges					42,690.00	42,690.00			
4.5.5	Computer Software & Maintenance					62,951.00	62,951.00			
4.5.6	IT & Office Equipements Below Rs. 5000					17,361.00	17,361.00			
4.5.7	Legal Expenses					4,229.00	4,229.00			
4.5.8	Membership to Other NGO					3,200.00	3,200.00			
4.5.9	Meeting, Seminar & Hospitality - Organisational Governance					3,78,221.00	3,78,221.00			
4.5.10	Newspaper & Perodicals					5,540.00	5,540.00			
4.5.11	Printing and Stationery					46,954.00	46,954.00			
4.5.12	PF Penalty					3,701.00	3,701.00			0
4.5.13	Penalty on TDS					45.00	45.00			
4.5.14	Raisoni Park - Electricity & Water Charges					1,33,952.00	1,33,952.00			
4.5.15	Raisoni Park - Municipal Taxes					38,666.00	38,666.00			
4.5.16	Raisoni Park Office Insurance					18,795.00	18,795.00			
4.5.17	Raisoni Park - Office Maintanace					1,11,780.72	1,11,780.72			
4.5.18	Raisoni Park - Postage & Telephone					1,17,624.00	1,17,624.00			70,000.00
4.5.19	Raisoni Park - Repaire & Maintanace					1,37,974.00	1,37,974.00			
4.5.20	Staff Salary & Allowance					37,97,688.00	37,97,688.00			
4.5.21	Staff Travelling & Conveyance					1,03,416.00	1,03,416.00			
4.5.22	Repair & Maintanace					18,799.00	18,799.00			
4.5.23	Vehicle Operation & Maintanace					4,03,072.00	4,03,072.00			
4.5.24	Round Off					0.86	0.86			
4.5.25	Transaction Charges					282.36	282.36			
		34,67,259.37	4,54,866.02	14,01,087.43		2,73,805.81	55,97,018.64	-	-	70,000.00
		739,51,180.67	86,41,201.96	299,91,081.72	39,94,023.31	1165,77,487.67	717,45,189.30	94,12,174.02	289,91,567.24	56,65,641.89

